



Main

Range of product	Acti 9
Product name	Acti 9 iCT
Product or component type	Contacteur
Device short name	ICT
Device application	Heating-low inductive load
Poles	4P
[Ie] rated operational current	100 A AC-7A
Pole contact composition	4 NO
Network type	AC
Utilisation category	AC-1 conforming to EN 60947-4-1 AC-7A conforming to EN 61095 AC-7A conforming to IEC 61095 AC-7A conforming to UTE C 61-481 AC-1 conforming to IEC 60947-4-1
Control type	Remote control
[Uc] control circuit voltage	220...240 V AC 50 Hz

Complementary

Network frequency	50 Hz
[Ue] rated operational voltage	400 V AC 50 Hz
Maximum power	AC-7A: 4.2 W at 400 V AC 50 Hz
[Ui] rated insulation voltage	500 V AC 50 Hz
[Uimp] rated impulse withstand voltage	4 kV
Control signal type	Maintained
Switching frequency	100 switching operations/day
Local signalling	Action indicator
Hold-in power consumption in VA	13 VA
Inrush power in VA	106 VA
Mounting mode	Clip-on
Mounting support	35 mm symmetrical DIN rail
9 mm pitches	12
Height	85 mm
Width	108 mm
Depth	60 mm
Colour	White
Electrical durability	30000 Cycles EN 61095 400 V 16 A AC 50 Hz AC-7A 30000 Cycles UTE C 61-481 400 V 6 A AC 50 Hz AC-7A 30000 cycles IEC 61095 400 V AC 50 Hz AC-7A
Connections - terminals	Control circuit: tunnel type terminals2 cable(s) 1.5 mm ² rigid Control circuit: tunnel type terminals1 cable(s) 1.5...2.5 mm ² rigid Control circuit: tunnel type terminals2 cable(s) 1.5...2.5 mm ² flexible Power circuit: tunnel type terminals1 cable(s) 6...35 mm ² solid or flexible
Tightening torque	Power circuit: 3.5 N.m Control circuit: 0.8 N.m A1 / A2
Product compatibility	IACTp IACTs IATet IACTc






The information provided in this documentation contains general descriptions and/or technical characteristics of the performance of the products contained herein. This documentation is not intended as a substitute for and is not to be used for determining suitability or reliability of these products for specific user applications. It is the duty of any such user or integrator to perform the appropriate and complete risk analysis, evaluation and testing of the products with respect to the relevant specific application or use thereof. Neither Schneider Electric Industries SAS nor any of its affiliates or subsidiaries shall be responsible or liable for misuse of the information contained herein.

Compatibility code	ICT
Market segment	Small commercial Residential

Environment

Standards	EN 61095 IEC 61095 UTE C 61-481
Noise level	30 dB
Heat dissipation	4.2 W at 50/60 Hz
IP degree of protection	IP20 conforming to IEC 60529 IP40 (modular enclosure) conforming to IEC 60529
Pollution degree	2
Tropicalisation	2 conforming to EN 60947-4-1
Relative humidity	95 % at 55 °C
Operating altitude	2000 m
Ambient air temperature for operation	-5...60 °C
Ambient air temperature for storage	-40...70 °C

Offer Sustainability

Sustainable offer status	Green Premium product
REACH Regulation	 REACH Declaration
EU RoHS Directive	Compliant  EU RoHS Declaration
Toxic heavy metal free	Yes
Mercury free	Yes
RoHS exemption information	 Yes
China RoHS Regulation	 China RoHS Declaration
Environmental Disclosure	 Product Environmental Profile
Circularity Profile	No need of specific recycling operations
WEEE	The product must be disposed on European Union markets following specific waste collection and never end up in rubbish bins

Contractual warranty

Warranty	18 months
----------	-----------