

Main

Range of product	Modicon X80
Product or component type	Ruggedized backplane
Product specific application	For severe environments

Complementary

Number of slots	4 bus X
Product compatibility	BMXP34 processor BMXCPS power supply I/O module Specific application module
Power consumption in W	1.12 W
Electrical connection	1 connector (XBE) expansion module
Fixing mode	By 4 M4/M5/M6 screws, mounting on panel By 4 M4/M5/M6 screws, mounting on mounting plate By clips, mounting on 35 mm symmetrical DIN rail
Height	103.7 mm
Width	242.4 mm
Depth	19 mm
Net weight	0.63 kg

Environment






IP degree of protection	IP20
Ambient air temperature for operation	-25...70 °C
Relative humidity	10...95 % without condensation
Protective treatment	Conformal coating
Directives	2014/35/EU - low voltage directive 2014/30/EU - electromagnetic compatibility 2014/34/EU - ATEX directive
Product certifications	CE[RETURN]UL[RETURN]CSA[RETURN]RCM[RETURN]EAC[RETURN]Merchant Navy[RETURN]UKCA[RETURN]ATEX zone 2/22[RETURN]IECEx zone 2/22

Standards	EN/IEC 61131-2 EN/IEC 61010-2-201 UL 61010-2-201 CSA C22.2 No 61010-2-201 IACS E10 EN/IEC 61000-6-5, interface type 1 and type 2 EN/IEC 61850-3, location G EN/IEC 60079-0
Environmental characteristic	Gas resistant class Gx conforming to ISA S71.04 Gas resistant class 3C4 conforming to IEC 60721-3-3 Dust resistant class 3S4 conforming to IEC 60721-3-3 Sand resistant class 3S4 conforming to IEC 60721-3-3 Salt resistant level 2 conforming to IEC 68252 Mold growth resistant class 3B2 conforming to IEC 60721-3-3 Fungal spore resistant class 3B2 conforming to IEC 60721-3-3 Hazardous location class I division 2

Packing Units

Unit Type of Package 1	PCE
Number of Units in Package 1	1
Package 1 Height	7.000 cm
Package 1 Width	15.500 cm
Package 1 Length	32.500 cm
Package 1 Weight	693.000 g
Unit Type of Package 2	S04
Number of Units in Package 2	13
Package 2 Height	30.000 cm
Package 2 Width	40.000 cm
Package 2 Length	60.000 cm
Package 2 Weight	9.850 kg

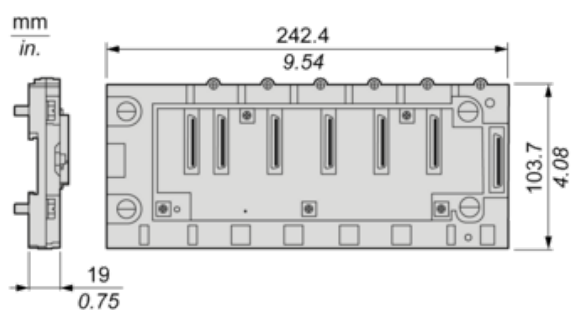
Offer Sustainability

Sustainable offer status	Green Premium product
REACH Regulation	 REACH Declaration
EU RoHS Directive	Pro-active compliance (Product out of EU RoHS legal scope)
Mercury free	Yes
China RoHS Regulation	 China RoHS Declaration
RoHS exemption information	 Yes
Environmental Disclosure	 Product Environmental Profile
Circularity Profile	 End Of Life Information
WEEE	The product must be disposed on European Union markets following specific waste collection and never end up in rubbish bins

Contractual warranty

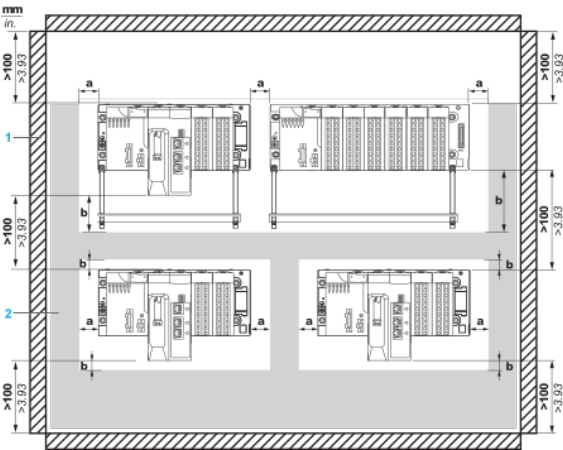
Warranty	18 months
----------	-----------

Dimensions



Minimum Clearance

Minimum Clearance of a typical installation in a cabinet with ducts



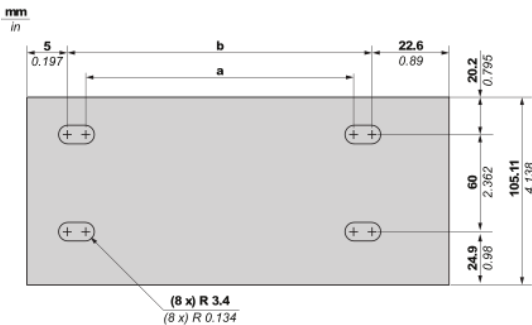
- a Side clearance: > 40 mm (1.57 in.)
- b Top and bottom clearance with surrounding objects: > 20 mm (0.79 in.)
- 1 Installation or casing
- 2 Wiring duct or tray

Mounting on DIN rail

Symmetric DIN rail		Double-profile DIN rail
Type A	Type B	
<div> <div>mm</div> <div>in</div> </div>	<div> <div>mm</div> <div>in</div> </div>	<div> <div>mm</div> <div>in</div> </div>

NOTE: When mounted on a type B symmetric DIN rail, the rack withstands less mechanical stress.

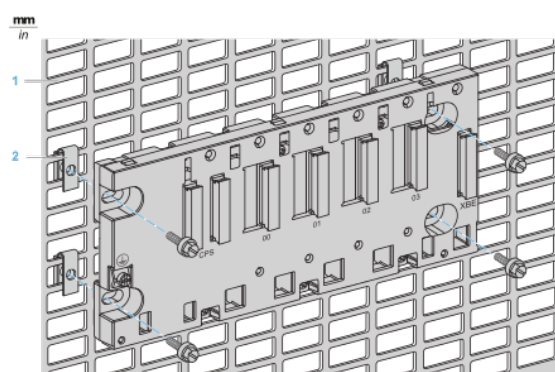
Mounting on panels



Rack Type	a
-----------	---

X Bus racks	BMXXBP04 BMXXBP04
BMXXBP0600 BMXXBP0600H	267.5 mm (10.531 in)
BMXXBP0800 BMXXBP0800H	332.5 mm (13.091 in)
BMXXBP1200 BMXXBP1200H	462.9 mm (18.224 in)

Mounting on Telequick mounting plate



1 Telequick plate

2 Clip-on nuts

NOTE: The two right side screws are accessible until there is no rack extender module installed