



Main

Range	TeSys
Device short name	GV4AE
Product or component type	Auxiliary contact
Device application	Signalling
Range compatibility	TeSys GV4 TeSys BV4
Auxiliary contact composition	1 NO/NC
[Ue] rated operational voltage	<= 690 V
[Ith] conventional free air thermal current	5 A conforming to IEC 60947-5-1 5 A conforming to CSA C22.2 No 14 5 A conforming to UL 508
Mounting mode	Internal mounting

Complementary

[Ui] rated insulation voltage	690 V conforming to IEC 60947-1
[Ie] rated operational current	5 A <= 690 V AC-12 conforming to IEC 60947-5-1 5 A <= 48 V AC-15 conforming to IEC 60947-5-1 4 A 110/127 V AC-15 conforming to IEC 60947-5-1 3 A 220/240 V AC-15 conforming to IEC 60947-5-1 2.5 A 380...440 V AC-15 conforming to IEC 60947-5-1 0.11 A 660/690 V AC-15 conforming to IEC 60947-5-1 5 A <= 24 V DC-12 conforming to IEC 60947-5-1 2.5 A 48 V DC-12 conforming to IEC 60947-5-1 0.6 A 110/127 V DC-12 conforming to IEC 60947-5-1 0.3 A 250 V DC-12 conforming to IEC 60947-5-1 2.5 A <= 24 V DC-12 conforming to IEC 60947-5-1 1.2 A 48 V DC-12 conforming to IEC 60947-5-1 0.35 A 110/127 V DC-12 conforming to IEC 60947-5-1 0.05 A 250 V DC-12 conforming to IEC 60947-5-1 1 A <= 24 V DC-12 conforming to IEC 60947-5-1 0.2 A 48 V DC-12 conforming to IEC 60947-5-1 0.05 A 110/127 V DC-12 conforming to IEC 60947-5-1 0.03 A 250 V DC-12 conforming to IEC 60947-5-1
Rated power in VA	120 VA AC-12 at 24 V conforming to IEC 60947-5-1 240 VA AC-12 at 48 V conforming to IEC 60947-5-1 635 VA AC-12 at 110/127 V conforming to IEC 60947-5-1 1200 VA AC-12 at 230/240 V conforming to IEC 60947-5-1 2200 VA AC-12 at 380/440 V conforming to IEC 60947-5-1 3450 VA AC-12 at 660/690 V conforming to IEC 60947-5-1
Rated power in W	DC-12: 120 W 24 V conforming to IEC 60947-5-1 DC-12: 120 W 48 V conforming to IEC 60947-5-1 DC-12: 66 W 110 V conforming to IEC 60947-5-1 DC-12: 75 W 250 V conforming to IEC 60947-5-1
Associated fuse rating	5 A gG at 690 V conforming to IEC 60947-5-1
Minimum switching current	2 mA
Minimum switching voltage	17 V
Mechanical durability	40000 cycles
Connections - terminals	Spring terminals 1 0.5...1.5 mm ² - cable stiffness: flexible without cable end
Wire stripping length	8 mm

The information provided in this documentation contains general descriptions and/or technical characteristics of the performance of the products contained herein. This documentation is not intended as a substitute for and is not to be used for determining suitability or reliability of these products for specific user applications. It is the duty of any such user or integrator to perform the appropriate and complete risk analysis, evaluation and testing of the products with respect to the relevant specific application or use thereof. Neither Schneider Electric Industries SAS nor any of its affiliates or subsidiaries shall be responsible or liable for misuse of the information contained herein.




Environment

Quantity per set	Set of 1
------------------	----------

Packing Units

Unit Type of Package 1	PCE
Number of Units in Package 1	1
Package 1 Weight	26 g
Package 1 Height	2 cm
Package 1 width	8 cm
Package 1 Length	11 cm

Offer Sustainability

EU RoHS Directive	Compliant  EU RoHS Declaration
Toxic heavy metal free	Yes
Mercury free	Yes
RoHS exemption information	 Yes
China RoHS Regulation	 China RoHS Declaration
WEEE	The product must be disposed on European Union markets following specific waste collection and never end up in rubbish bins