

# Product data sheet

## Characteristics

# XGSZ33PDP

Connection box Profibus DP - 3 channels for XGCS smart antennas



Important message: We have updated the process for ordering Telemecanique Sensors products. For more information, please contact your Telemecanique Sensors representative in the UK&I at: [UK.salesorders@tesensors.com](mailto:UK.salesorders@tesensors.com) You can find all product information on the Telemecanique Sensors website: [www.tesensors.com/uk/en](http://www.tesensors.com/uk/en)  
EAN Code: 3389119041775



## Main

Range of product	Telemecanique Radio frequency identification XG
Product or component type	Connection Profibus box
Device short name	XGSZ33
Number of channels	3
Communication port protocol	Profibus DP V1
Associated smart antenna	XGCS49 XGCS89
Electrical connection	1 female connector M12 4 pins for PC connection (A encoding) 1 female connector M12 5 pins for network output (B encoding) 1 male connector M12 4 pins for power supply (A encoding) 1 male connector M12 5 pins for network input (B encoding) 3 female connectors M12 5 pins for stations XGCS (A encoding)
[Us] rated supply voltage	24 V DC conforming to Protective Extra Low Voltage

## Complementary

Supply voltage limits	21.6...26.4 V DC
Power consumption in W	2.5 W
Status LED	Diagnostics: 1 dual color LED (red/green) RFID communication: 1 dual color LED (red/green) Communication network: 1 LED (green) Diagnostics: 1 LED (red)
Communication service	Cyclical variable exchange
Register words	1...49 words
Transmission support medium	2 twisted shielded pairs cable
Transmission rate	9.6 kbit/s...12000 kbit/s
Marking	CE
Net weight	1.06 kg



## Environment

Product certifications	Profibus
Ambient air temperature for operation	0...55 °C
Ambient air temperature for storage	-25...85 °C
Relative humidity	30...95 %
IP degree of protection	IP65
EMC filter	Class B EMC filter conforming to EN 55022 Level 3 EMC filter conforming to IEC 61000

## Packing Units

Unit Type of Package 1	PCE
Number of Units in Package 1	1
Package 1 Height	7.200 cm
Package 1 Width	16.200 cm
Package 1 Length	24.000 cm
Package 1 Weight	1.005 kg
Unit Type of Package 2	S03
Number of Units in Package 2	3
Package 2 Height	30 cm
Package 2 Width	30 cm
Package 2 Length	40 cm
Package 2 Weight	3.583 kg

## Offer Sustainability

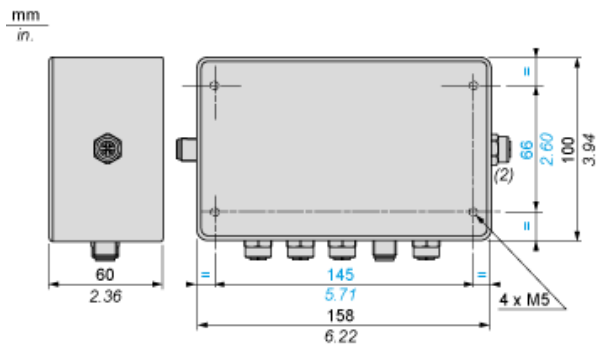
Sustainable offer status	Green Premium product
REACH Regulation	 <a href="#">REACH Declaration</a>
EU RoHS Directive	Pro-active compliance (Product out of EU RoHS legal scope)
Mercury free	Yes
RoHS exemption information	 <a href="#">Yes</a>

## Contractual warranty

Warranty	18 months
----------	-----------

## Dimensions

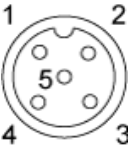
## Connection Boxes



Wiring Diagram

PROFIBUS-DP Connections

Socket to Smart Antenna Cabling



Pin no.	Signal
1	Earth
2	+ 24 VDC
3	0 V
4	D0
5	D1

Socket to Power Supply Cabling

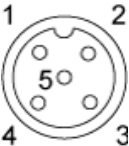


Pin no.	Signal
1	+ 24 VDC
2	+ 24 VDC
3	0 V
4	0 V

PROFIBUS-DP network connections (Input)



PROFIBUS-DP network connections (Output)



Pin no.	Signal	Description
1	VP	Line terminator polarization
2	RxD/TxD-N	Receive/transmit data (-) (red wire)
3	DGND	GND PROFIBUS
4	RxD/TxD-P	Receive/transmit data (+) (green wire)
5	Shielding	Shielding or earth
Connector casing	Shielding	Shielding or earth