Product data sheet
Characteristics

XS1L06PC410
inductive sensor XS1 Ø6.5 - L50mm - stainless - Sn1.5mm - 12..24VDC - cable 2m

Green Premium™

Important message: We have updated the process for ordering Telemecanique Sensors products.For more information, please contact your Telemecanique Sensors representative in the UK&I at: UK.salesorders@tesensors.comYou can find all product information on the Telemecanique Sensors website: www.tesensors.com/uk/en
Local distributor code: 388781119
EAN Code: 3389110915037

Main

Range of product	Telemecanique Inductive proximity sensors XS
Series name	General purpose
Sensor type	Inductive proximity sensor
Device application	-
Sensor name	XS1
Sensor design	Cylindrical Ø 6.5 mm plain
Size	50 mm
Body type	Fixed
Detector flush mounting acceptance	Flush mountable
Material	Stainless steel
Type of output signal	Discrete
Wiring technique	4-wire
[Sn] nominal sensing distance	1.5 mm
Discrete output function	1 NO + 1 NC
Output circuit type	DC
Discrete output type	PNP
Electrical connection	Cable
Cable length	2 m
[Us] rated supply voltage	12...24 V DC with reverse polarity protection
Switching capacity in mA	<= 200 mA with overload and short-circuit protection
IP degree of protection	IP67 conforming to IEC 60529

Complementary

Detection face	Frontal
Front material	PPS
Enclosure material	Stainless steel 303
Operating zone	0…1.2 mm
Differential travel	1...15% of Sr
Cable composition	4 x 0.08 mm²
Wire insulation material	PVC
Status LED	Output state: 1 LED (yellow)
Supply voltage limits	10…36 V DC
Switching frequency	<= 5000 Hz
Maximum voltage drop	<2 V (closed)
Current consumption	<= 10 mA no-load

The information provided in this documentation contains general descriptions and/or technical characteristics of the performance of the products contained herein.
This documentation is not intended as a substitute for and is not to be used for determining suitability or reliability of these products for specific user applications.
It is the duty of any such user or integrator to perform the appropriate and complete risk analysis, evaluation and testing of the products with respect to the relevant specific application or use thereof.
Neither Schneider Electric Industries SAS nor any of its affiliates or subsidiaries shall be responsible or liable for misuse of the information contained herein.

Maximum delay first up	5 ms
Maximum delay response	0.1 ms
Maximum delay recovery	0.1 ms
Marking	CE
Threaded length	0 mm
Length	50 mm
Net weight	0.025 kg

Environment

Product certifications	CSA[RETURN]UL
Ambient air temperature for operation	-25…70 °C
Ambient air temperature for storage	-40…85 °C
Vibration resistance	25 gn amplitude = +/- 2 mm (f = 10…55 Hz) conforming to IEC 60068-2-6
Shock resistance	50 gn for 11 ms conforming to IEC 60068-2-27

Packing Units

Unit Type of Package 1	PCE
Number of Units in Package 1	1
Package 1 Height	13 cm
Package 1 Width	9.4 cm
Package 1 Length	4.1 cm
Package 1 Weight	51 g

Offer Sustainability

Sustainable offer status	Green Premium product
REACh Regulation	REACh Declaration
EU RoHS Directive	Pro-active compliance (Product out of EU RoHS legal scope)
Mercury free	Yes
RoHS exemption information	Yes
Circularity Profile	End Of Life Information

Contractual warranty

Warranty	18 months

XS1L06PC410

Dimensions

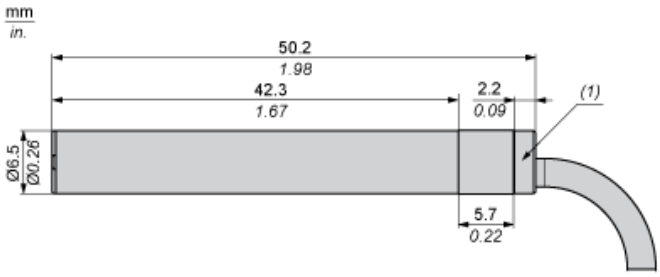

(1) LED

Minimum Mounting Distances

Side by side

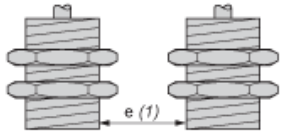

e (1) 3 mm/0.12 in.
≥

Face to face

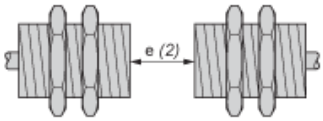

e (2) 18 mm/0.71 in.
≥

Facing a metal object

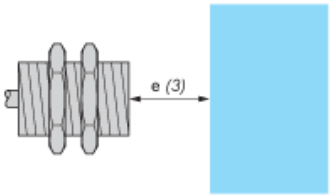

e (3) 4.5 mm/0.18 in.
≥

Mounting

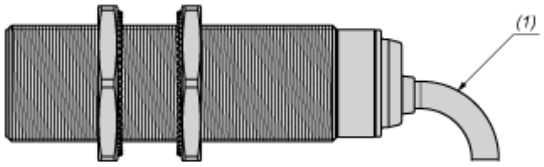

(1) Bending cable: 4 x external cable diameter

Wiring Schemes

PNP 4-wire

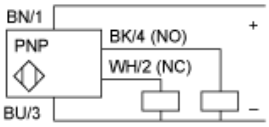

BU : Blue
BN : Brown
BK : Black
WH : White

Performance Curves

Standard Steel Target : 8x8x1 mm

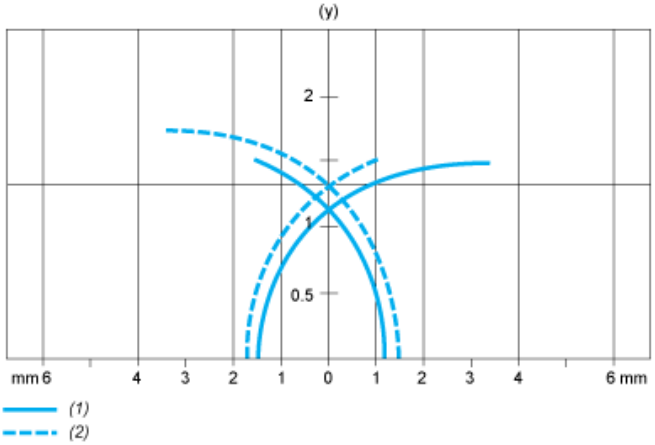

(1) Pick-up points
(2) Drop-out points (object approaching from the side)
(y) Sensing distance in mm