

## Product data sheet

### Characteristics

# XS508BSCBL01M12

inductive sensor XS5 M8 - L33mm - brass -  
Sn1.5mm - 12..24VDC - M12 0.15m

Important message: We have updated the process for ordering Telemecanique Sensors products. For more information, please contact your Telemecanique Sensors representative in the UK&I at: [UK.salesorders@tesensors.com](mailto:UK.salesorders@tesensors.com). You can find all product information on the Telemecanique Sensors website: [www.tesensors.com/uk/en](http://www.tesensors.com/uk/en)  
EAN Code: 3389119045995



### Main

Range of product	Telemecanique Inductive proximity sensors XS
Series name	General purpose
Sensor type	Inductive proximity sensor
Device application	-
Sensor name	XS5
Sensor design	Cylindrical M8
Size	33 mm
Body type	Fixed
Detector flush mounting acceptance	Flush mountable
Material	Metal
Type of output signal	Discrete
Wiring technique	2-wire
[Sn] nominal sensing distance	1.5 mm
Discrete output function	1 NC
Output circuit type	DC
Electrical connection	Remote male connector M12, 4 pins
Cable length	0.15 m
[Us] rated supply voltage	12...24 V DC with reverse polarity protection
Switching capacity in mA	1.5...100 mA DC with overload and short-circuit protection
IP degree of protection	IP67 conforming to IEC 60529

### Complementary

Thread type	M8 x 1
Detection face	Frontal
Front material	PPS
Enclosure material	Nickel plated brass
Operating zone	0...1.2 mm
Differential travel	1...15% of Sr
Cable composition	2 x 0.11 mm <sup>2</sup>
Wire insulation material	PVC
Status LED	Output state: 1 LED (yellow)
Supply voltage limits	10...36 V DC
Maximum residual current	0.5 mA open state
Switching frequency	<= 4000 Hz
Maximum voltage drop	<4 V (closed)
Maximum delay first up	10 ms
Maximum delay response	0.2 ms
Maximum delay recovery	0.2 ms

Marking	CE
Threaded length	25 mm
Length	33 mm
Net weight	0.085 kg

## Environment

Product certifications	UL[RETURN]CSA
Ambient air temperature for operation	-25...70 °C
Ambient air temperature for storage	-40...85 °C
Vibration resistance	25 gn amplitude = +/- 2 mm (f = 10...55 Hz) conforming to IEC 60068-2-6
Shock resistance	50 gn for 11 ms conforming to IEC 60068-2-27

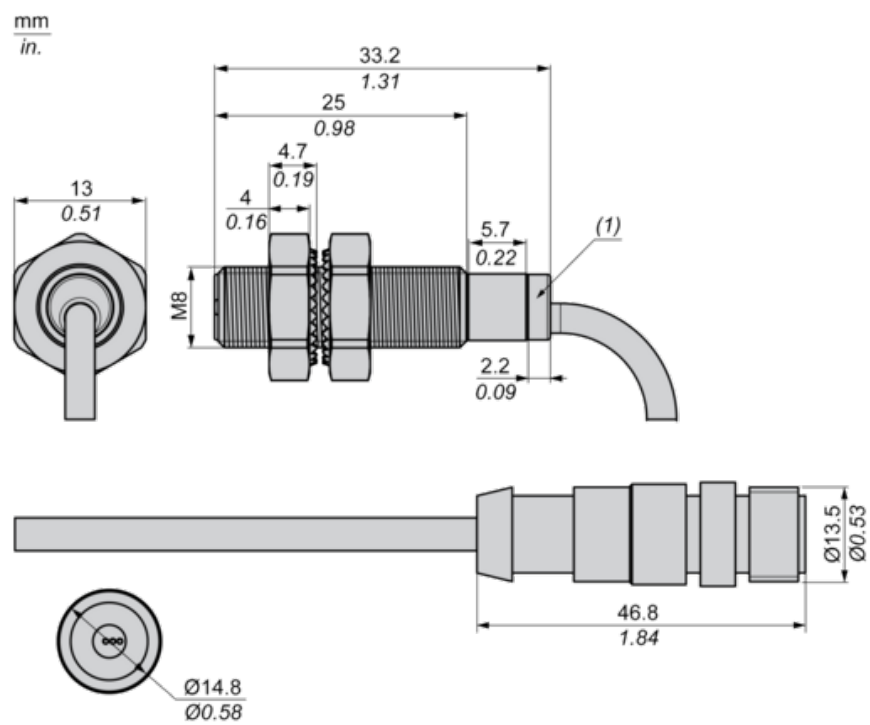
## Packing Units

Unit Type of Package 1	PCE
Number of Units in Package 1	1

## Contractual warranty

Warranty	18 months
----------	-----------

## Dimensions



(1) LED

---

Minimum Mounting Distances

---

Side by side



$e (1) \geq 3 \text{ mm}/0.12 \text{ in.}$

Face to face



$e (2) \geq 18 \text{ mm}/0.71 \text{ in.}$

Facing a metal object



$e (3) \geq 4.5 \text{ mm}/0.18 \text{ in.}$

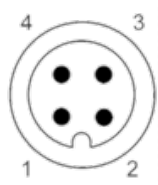
---

## Wiring Schemes

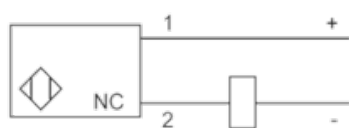
---

### 2-wire DC Polarised

M12 Connector

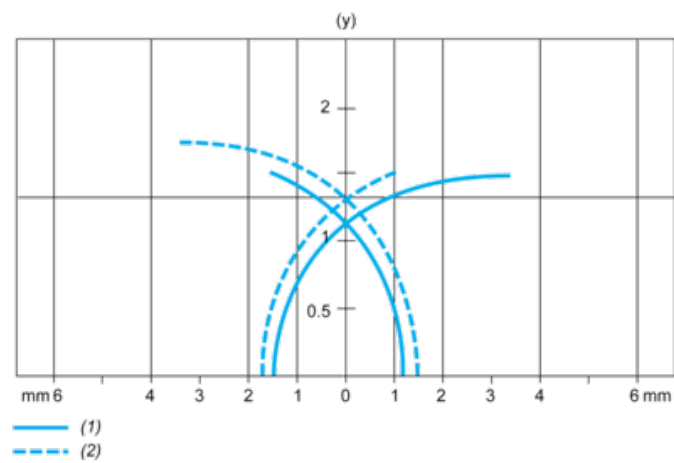


NC Output



## Performance Curves

Standard Steel Target : 8x8x1 mm



(1) Pick-up points

(2) Drop-out points (object approaching from the side)

(y) Sensing distance in mm