

Product data sheet

Characteristics

XS8C4A4NCG13

Inductive proximity sensors XS, inductive sensor XS8 40x40x117, PBT, Sn40 mm, 12...48 VDC, terminals



Important message: We have updated the process for ordering Telemecanique Sensors products. For more information, please contact your Telemecanique Sensors representative in the UK&I at: UK.salesorders@tesensors.com. You can find all product information on the Telemecanique Sensors website: www.tesensors.com/uk/en
EAN Code: 3389119058339



Main

Range of product	Telemecanique Inductive proximity sensors XS
Series name	General purpose
Sensor type	Inductive proximity sensor
Device application	Mobile equipment
Sensor name	XS8
Sensor design	Form 40 x 40 x 117
Size	117 mm
Body type	Fixed
Detector flush mounting acceptance	Non flush mountable
Material	Plastic
Enclosure material	PBT
Type of output signal	Discrete
Wiring technique	4-wire
[Sn] nominal sensing distance	40 mm
Discrete output function	1 NO + 1 NC
Output circuit type	DC
Discrete output type	NPN
Electrical connection	Screw-clamp terminals, 4 x 1.5 mm ²
[Us] rated supply voltage	12...48 V DC with reverse polarity protection
Switching capacity in mA	<= 200 mA with overload and short-circuit protection
IP degree of protection	IP67 conforming to IEC 60529 IP65 conforming to IEC 60529 IP69K conforming to DIN 40050

Complementary

Detection face	5 positions turret head
Front material	PBT
Operating zone	0...32 mm
Differential travel	3...15% of Sr
Repeat accuracy	<= 3% of Sr
Cable entry number	1 tapped entry for Pg 13.5 cable gland
Status LED	Supply on: 1 LED (green) Output state: 1 LED (yellow)
Supply voltage limits	10...58 V DC
Switching frequency	<= 200 Hz
Maximum voltage drop	<2 V (closed)

Current consumption	0...15 mA no-load
Maximum delay first up	7.5 ms
Maximum delay response	1.4 ms
Maximum delay recovery	2.5 ms
Marking	CE
Height	40 mm
Length	40 mm
Width	117 mm
Net weight	0.244 kg



Environment

Product certifications	E2[RETURN]CCC[RETURN]CSA[RETURN]JUL
Ambient air temperature for operation	-25...70 °C
Ambient air temperature for storage	-40...85 °C
Vibration resistance	25 gn amplitude = +/- 2 mm (f = 10...55 Hz) conforming to IEC 60068-2-6
Shock resistance	50 gn for 11 ms conforming to IEC 60068-2-27

Packing Units

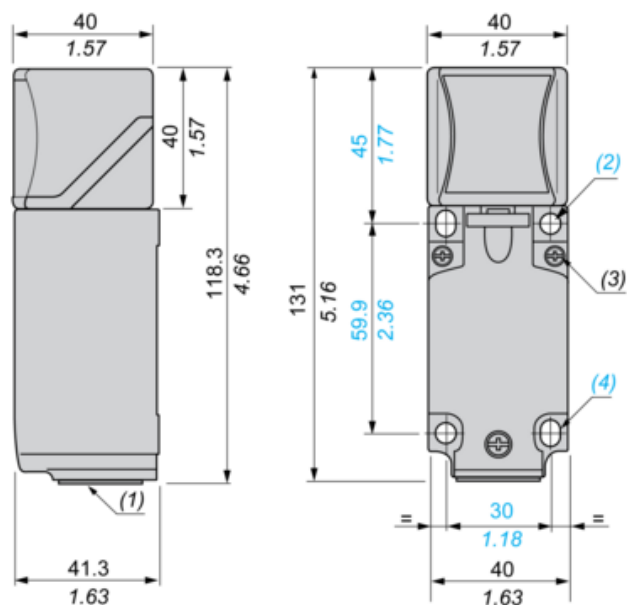
Unit Type of Package 1	PCE
Number of Units in Package 1	1
Package 1 Height	14.500 cm
Package 1 Width	5.000 cm
Package 1 Length	5.000 cm
Package 1 Weight	262.000 g
Unit Type of Package 2	S02
Number of Units in Package 2	14
Package 2 Height	15 cm
Package 2 Width	30 cm
Package 2 Length	40 cm
Package 2 Weight	3.975 kg

Offer Sustainability

Sustainable offer status	Green Premium product
REACH Regulation	 REACH Declaration
EU RoHS Directive	Pro-active compliance (Product out of EU RoHS legal scope)
Mercury free	Yes
RoHS exemption information	 Yes
Circularity Profile	No need of specific recycling operations

Contractual warranty

Warranty	18 months
----------	-----------

$$\frac{\text{mm}}{\text{in.}}$$


- (1) : Pg 13.5 cable gland.
- (2) : 2 holes Ø 5,45 mm / Ø 0.21 in. Tightening torque: < 1,5 Nm / < 13.3 lb-in.
- (3) : 3 screws M3,5. Tightening torque: < 1,2 Nm / < 10.6 lb-in.
- (4) : 2 elongated holes 5,4 x 7,4 mm / 0.21 x 0.29 in. Tightening torque: < 1,5 Nm / < 13.3 lb-in."

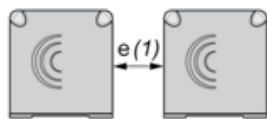
Mounting

Head Positions



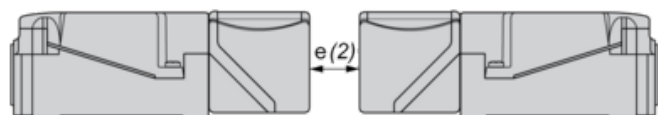
Setting-up Precautions

Side by Side



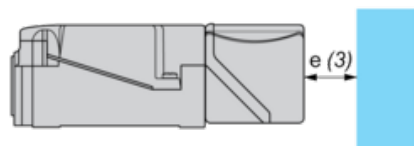
$$e(1) \geq 160$$

Face to Face



$$e(2) \geq 320$$

Facing a Metal Object



$$e(3) \geq 120$$

Wiring Schemes

4-Wire DC

