

## Product data sheet

### Characteristics

## XVBC9B

Audible unit for modular tower lights, plastic, Ø70, buzzer, continuous or intermittent tone, 70... 90 dB, 12...48 V AC/DC



### Main

Range of product	Harmony XVB Universal
Product or component type	Indicator bank
Beacon or indicator bank unit type	Audible unit
Mounting diameter	70 mm
Component name	XVBC
Noise level	70...90 dB at 1 m
[Us] rated supply voltage	12...48 V AC/DC

### Complementary

Signalling type	Continuous or intermittent buzzer
Assembly style	Customer assembly, up to 5 units
Connections - terminals	Screw clamp terminals, <= 1 x 1.5 mm <sup>2</sup> with cable end
[Ui] rated insulation voltage	250 V conforming to IEC 60947-1
Nominal voltage limit	0.85...1.1 Un conforming to IEC 60947-5-1
Current consumption	< 15 mA
[Uimp] rated impulse withstand voltage	4 kV conforming to IEC 60947-1
Fundamental frequency	2.8 kHz
CAD overall width	70 mm
CAD overall height	63 mm
CAD overall depth	70 mm
Net weight	0.17 kg

### Environment

Product certifications	CCC[RETURN]EAC[RETURN]CSA C22-2 No 14[RETURN]UL 508
Standards	EN/IEC 60947-5-1
Protective treatment	TC
Ambient air temperature for storage	-40...70 °C
Ambient air temperature for operation	-25...50 °C
Electrical shock protection class	Class I on support tube conforming to IEC 61140 Class II on base unit conforming to IEC 61140
IP degree of protection	IP65 on fixing base XVBZ0. conforming to IEC 60529 IP66 on base unit conforming to IEC 60529
NEMA degree of protection	Type 4X conforming to UL (indoor)

## Packing Units

Unit Type of Package 1	PCE
Number of Units in Package 1	1
Package 1 Height	7.800 cm
Package 1 Width	8.000 cm
Package 1 Length	9.600 cm
Package 1 Weight	166.000 g
Unit Type of Package 2	S03
Number of Units in Package 2	36
Package 2 Height	30.000 cm
Package 2 Width	30.000 cm
Package 2 Length	40.000 cm
Package 2 Weight	6.580 kg
Unit Type of Package 3	P06
Number of Units in Package 3	288
Package 3 Height	75.000 cm
Package 3 Width	60.000 cm
Package 3 Length	80.000 cm
Package 3 Weight	60.284 kg

## Offer Sustainability

Sustainable offer status	Green Premium product
REACH Regulation	 <a href="#">REACH Declaration</a>
EU RoHS Directive	Pro-active compliance (Product out of EU RoHS legal scope)
Mercury free	Yes
China RoHS Regulation	 <a href="#">China RoHS Declaration</a>
RoHS exemption information	 <a href="#">Yes</a>
Environmental Disclosure	 <a href="#">Product Environmental Profile</a>
Circularity Profile	No need of specific recycling operations
WEEE	The product must be disposed on European Union markets following specific waste collection and never end up in rubbish bins

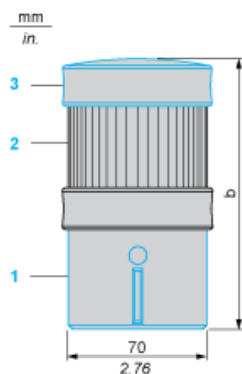
## Contractual warranty

Warranty	18 months
----------	-----------

## Indicator Bank without “Flash” Discharge Tube Unit

### Dimensions

Below drawing shows the minimum configuration of the product. Select the number of stages according to the product characteristics in order to get b dimension.



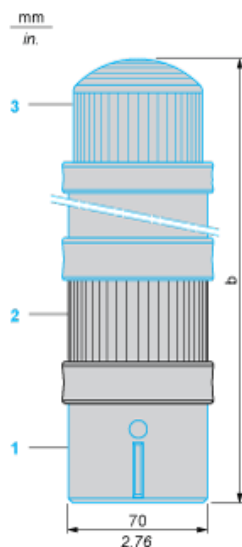
- (1) Base unit XVBC21, to be ordered separately
- (2) Illuminated or audible signalling unit
- (3) Cover (supplied with XVBC21 base unit)

Number of illuminated or audible signalling units (no “flash”)	b in mm	b in in.
1	138	5.43
2	201	7.91
3	264	10.39
4	327	12.87
5	390	15.35

## Indicator Bank with “Flash” Discharge Tube Unit

### Dimensions

Below drawing shows the minimum configuration of the product. Select the number of stages according to the product characteristics in order to get b dimension.



- (1) Base unit XVBC07, to be ordered separately
- (2) Illuminated or audible signalling unit
- (3) “Flash” unit, to be ordered separately

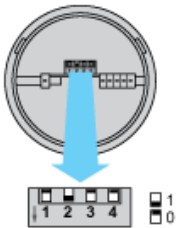
Number of illuminated or audible signalling units other than "flash" tube	b in mm	b in in.
1	295	11.61
2	358	14.09
3	421	16.57
4	484	19.06

Indicator Bank

Adjustment of Audible Signal

By means of 4 microswitches located in the base of the buzzer:

- 2 switches marked 1 and 2 for selecting continuous or intermittent mode (Hz).
- 2 switches marked 3 and 4 for selecting the power (dB) of the audible signal.



Position of microswitches		Setting
1	2	Mode
1	1	continuous: 2.8 kHz
1	0	continuous: 2.8 kHz
0	1	intermittent: 5 Hz
0	0	intermittent: 1 Hz

Position of microswitches		Setting
3	4	Power
1	1	90 dB
0	1	85 dB
1	0	80 dB
0	0	70 dB