

Product data sheet

Characteristics

9001K73

joystick controller - Ø 30 - 3 positions stay put - without contact



Main

Range of product	Harmony 9001K
Product or component type	Head for joystick controller
Device short name	9001K
Sale per indivisible quantity	1
Type of operator	Stay put
Operator profile	80 mm long operating shaft

Complementary

Bezel material	Metal
Mounting diameter	30 mm
Net weight	0.372 kg
Operating position	Any position
Shape of signaling unit head	Octagonal
Contacts type and composition	Without contact block
Device presentation	Basic element
Operator direction information	2 directions
Type of operator	Stay put
Size	30 mm

Environment

Protective treatment	TC
Ambient air temperature for storage	-40...70 °C
Ambient air temperature for operation	-25...70 °C
Overvoltage category	II conforming to IEC 61140
IP degree of protection	IP66 conforming to IEC 60529
NEMA degree of protection	NEMA 1 NEMA 12 NEMA 13 NEMA 2 NEMA 3 NEMA 3R NEMA 4
Standards	JIS C8201-5-1 IEC 60947-5-1 UL 508 IEC 60947-1 CSA C22.2 No 14 JIS C 852 IEC 60947-5-4 JIS C8201-1
Product certifications	NEMA[RETURN]UL 508
Vibration resistance	7 gn (f= 2...500 Hz) conforming to IEC 60068-2-6
Shock resistance	50 gn conforming to IEC 60068-2-27

Packing Units

Unit Type of Package 1	PCE
Number of Units in Package 1	1
Package 1 Height	4.1 cm
Package 1 Width	5.1 cm
Package 1 Length	13.3 cm
Package 1 Weight	240.0 g

Offer Sustainability

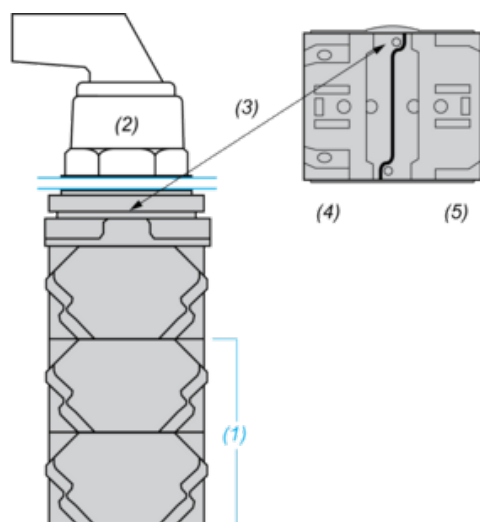
Sustainable offer status	Green Premium product
REACH Regulation	REACH Declaration
EU RoHS Directive	Pro-active compliance (Product out of EU RoHS legal scope)
Mercury free	Yes
China RoHS Regulation	China RoHS Declaration
RoHS exemption information	Yes
Environmental Disclosure	Product Environmental Profile
Circularity Profile	No need of specific recycling operations Circularity Profile
WEEE	The product must be disposed on European Union markets following specific waste collection and never end up in rubbish bins

Contractual warranty

Warranty	18 months
----------	-----------

Contact Block Mounting Position

Top and Rear views



(1) It is possible to mount up to 3 levels of contacts blocks (maximum of 6 contacts blocks)

(2) Operator

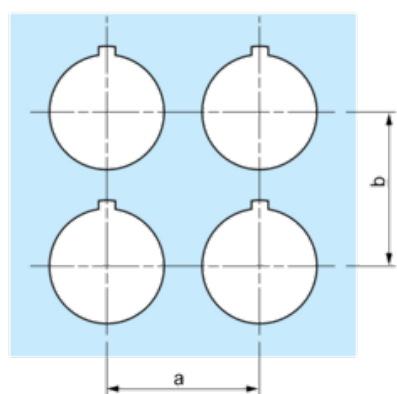
(3) Locating notch

(4) Side 1

(5) Side 2

Panel Cut-Out

Clearance

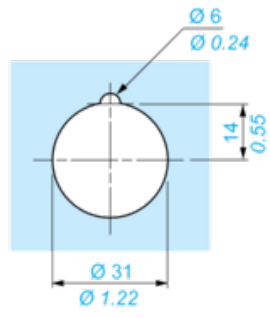
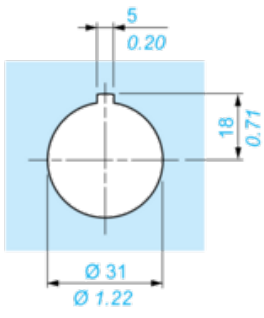


Legend plate	a min.		b min.	
	mm	in.	mm	in.
9001KN2••	57.2	2.25	44.5	1.75
9001KN3••	57.2	2.25	50.8	2.00

Individual Cut-outs Details

2 alternatives

mm
in.



Joystick Positions

