

Product data sheet

Characteristics

ABL8BUF24400

buffer module - 24..28.8 V DC - 40 A - for power supply



Main

Range of product	Phaseo
Product or component type	Buffer module
Input voltage	24...28.8 V DC
Output voltage	(U _{in} -0.25) V in nominal mode DC (U _{in} -1) V in buffer mode DC
Maximum output current	40 A
Holding time	0.1 s at 40 A 6 s at 0.5 A

Complementary

Input voltage limits	22...30 V
Maximum power dissipation in W	15 W
Activation threshold	(U _{in} -1) V and 22 V min
Charging time	25 s
Number of output channels	1
Current consumption	0.6 A on load 0.1 mA no load ≤ 40.6 A
Output protection type	Against overload, protection technology: > 45 A Against short-circuits, protection technology: power-supplied mode, automatic reset Against undervoltage, protection technology: tripping if U < 19 V
Connections - terminals	For input connection: screw type terminals, connection capacity: 2 x 0.5...2 x 10 mm ² AWG 20...AWG 8 For output connection: screw type terminals, connection capacity: 2 x 0.5...2 x 10 mm ² AWG 20...AWG 8 For diagnostic relay: removable screw terminal block, connection capacity: 1 x 2.5 mm ² AWG 14
Fixing mode	By clips on 35 mm symmetrical DIN rail, operating position: horizontal By clips on 35 mm symmetrical DIN rail, operating position: vertical
Output coupling	Parallel
Operating altitude	2000 m
Marking	CE
Name of test	Electrostatic discharges conforming to IEC 61000-4-2 Emission conforming to IEC 61000-6-3 Induced electromagnetic field conforming to IEC 61000-4-6 level 3 Radiated electromagnetic field conforming to IEC 61000-4-3 level 3 Rapid transient conforming to IEC 61000-4-4 level 3 Surge conforming to IEC 61000-4-5 level 2 Conducted/radiated emissions conforming to EN 55022 class B, 20 %
Local signalling	1 LED (green) for buffer ready 1 relay for buffer ready
Net weight	1.2 kg




Environment

Product certifications	RCM[RETURN]EAC
Standards	UL 508 CSA C22.2 No 60950-1
Ambient air temperature for operation	-25...60 °C
Ambient air temperature for storage	-40...85 °C
Environmental characteristic	EMC conforming to IEC 61000-6-3 EMC conforming to IEC 61000-6-2 Safety conforming to IEC 60950-1 Safety conforming to EN/IEC 61204-3
IP degree of protection	IP20 conforming to IEC 60529
Dielectric strength	500 V between input and ground 500 V between output and ground
Overvoltage category	Class II conforming to VDE 0106-1
Relative humidity	0...90 % during operation 0...95 % during storage
MTBF reliability	1119603 H at 24 V DC with UTE C80-810 calculation method
Vibration resistance	2 gn (f= 11.9...150 Hz) conforming to IEC 61131-2 3.5 mm (f= 3...11.9 Hz) conforming to IEC 61131-2

Packing Units

Unit Type of Package 1	PCE
Number of Units in Package 1	1
Package 1 Height	11.5 cm
Package 1 Width	17.0 cm
Package 1 Length	18.2 cm
Package 1 Weight	1.401 kg
Unit Type of Package 2	P06
Number of Units in Package 2	60
Package 2 Height	80.0 cm
Package 2 Width	80.0 cm
Package 2 Length	60.0 cm
Package 2 Weight	97.06 kg

Offer Sustainability

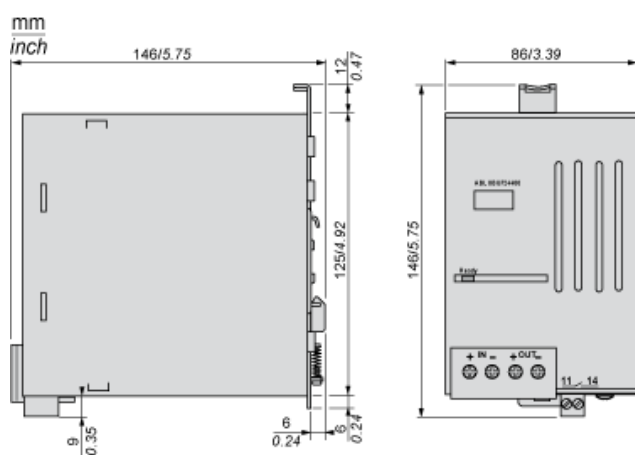
REACH Regulation	 REACH Declaration
EU RoHS Directive	Pro-active compliance (Product out of EU RoHS legal scope)
Mercury free	Yes
China RoHS Regulation	 China RoHS Declaration
RoHS exemption information	 Yes
PVC free	Yes

Contractual warranty

Warranty	18 months
----------	-----------

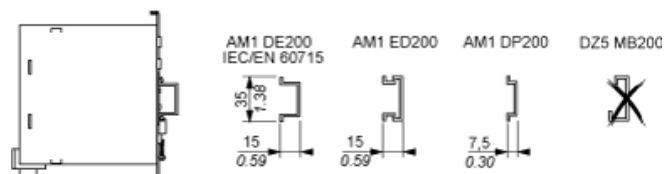
24...28.8 Vdc/40 A Power Supply Buffer Module

Dimensions



24...28.8 Vdc/40 A Power Supply Buffer Module

Mounting



Wiring Requirements

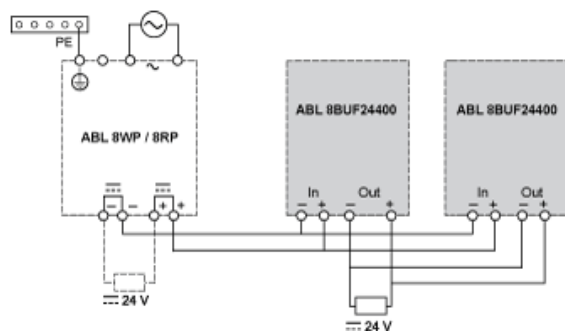
Cable Types and Wire Sizes

mm in			ABL	8RPS24030	8RPS24050 8RPS24100	8RPM24200 8WPS24200/24400
Ø ≤ 4 mm² Ø ≤ 12 AWG		Ø > 4 mm² Ø > 12 AWG				
+ In –	mm²/AWG			1...4 / 16...12		
+ Out –	mm²/AWG			1...4 / 16...12	4...10 / 12...6	
	mm/in			4 / 0.16		
11...14	mm²/AWG			–	0.2...2.5 / 24...14	

Paralleling Power Supply Buffer Modules

Wiring Diagram

Two outputs of buffer modules at maximum can be connected in parallel.



Supply by R/C (NMTR2, NMTR8), (E164867), Model ABL8 series.