

Product data sheet

Characteristics

LC1D50AG7TQ

contactor TeSys LC1-D - 3 poles- AC-3 - 440 V
50 A - coil 120 V AC



Main

Range	TeSys
Range of product	TeSys Deca
Product or component type	Contacteur
Device short name	LC1D
Contactor application	Motor control Resistive load
Utilisation category	AC-1 AC-3 AC-3e AC-3 AC-2
Poles description	3P
[Ue] rated operational voltage	Power circuit: <= 690 V AC 25...400 Hz
[Ie] rated operational current	50 A (at <60 °C) at <= 440 V AC AC-3e for power circuit 50 A (at <60 °C) at <= 440 V AC AC-3 for power circuit 80 A (at <60 °C) at <= 440 V AC AC-1 for power circuit
[Uc] control circuit voltage	220 V AC 50/60 Hz

Complementary

Motor power kW	30 kW at 440 V AC 50 Hz (AC-3) 30 kW at 500 V AC 50 Hz (AC-3) 33 kW at 660...690 V AC 50 Hz (AC-3) 15 kW at 220...230 V AC 50 Hz (AC-3) 11 kW at 400 V AC 50 Hz (AC-4) 22 kW at 380...400 V AC 50 Hz (AC-3e) 25 kW at 415 V AC 50 Hz (AC-3e) 30 kW at 440 V AC 50 Hz (AC-3e) 30 kW at 500 V AC 50 Hz (AC-3e) 33 kW at 660...690 V AC 50 Hz (AC-3e) 15 kW at 220...230 V AC 50 Hz (AC-3e) 22 kW at 380...400 V AC 50 Hz (AC-3) 25 kW at 415 V AC 50 Hz (AC-3)
Motor power hp	15 Hp at 200/208 V AC 60 Hz for 3 phases motors 15 Hp at 230/240 V AC 60 Hz for 3 phases motors 40 Hp at 460/480 V AC 60 Hz for 3 phases motors 40 Hp at 575/600 V AC 60 Hz for 3 phases motors 3 Hp at 115 V AC 60 Hz for 1 phase motors 7.5 hp at 230/240 V AC 60 Hz for 1 phase motors
Compatibility code	LC1D
Pole contact composition	3 NO
Protective cover	With
[Ith] conventional free air thermal current	10 A (at 60 °C) for control circuit 80 A (at 60 °C) for power circuit
Irms rated making capacity	900 A at 440 V for power circuit conforming to IEC 60947 140 A AC for control circuit conforming to IEC 60947-5-1
Rated breaking capacity	900 A at 440 V for power circuit conforming to IEC 60947

Associated fuse rating	100 A gG at ≤ 690 V coordination type 2 for power circuit 10 A gG for control circuit conforming to IEC 60947-5-1 100 A gG at ≤ 690 V coordination type 1 for power circuit
Power dissipation per pole	3.7 W AC-3e 3.7 W AC-3 9.6 W AC-1
[Ui] rated insulation voltage	Power circuit: 600 V CSA certified Power circuit: 600 V UL certified Control circuit: 690 V conforming to IEC 60947-1 Power circuit: 690 V conforming to IEC 60947-1 Control circuit: 600 V CSA certified Control circuit: 600 V UL certified
Overvoltage category	III
[Uimp] rated impulse withstand voltage	6 kV conforming to IEC 60947
Safety reliability level	B10d = 1369863 cycles contactor with nominal load conforming to EN/ISO 13849-1 B10d = 20000000 cycles contactor with mechanical load conforming to EN/ISO 13849-1
Mechanical durability	6000000 cycles
Control circuit type	AC at 50/60 Hz
Coil technology	Without built-in bidirectional peak limiting diode suppressor
Control circuit voltage limits	1...1.1 U _c (60...70 °C):operational AC 60 Hz 0.3...0.6 U _c (-40...70 °C):drop-out AC 50/60 Hz 0.8...1.1 U _c (-40...60 °C):operational AC 50 Hz
Inrush power in VA	140 VA cos phi 0.75 (at 20 °C) 160 VA cos phi 0.75 (at 20 °C)
Hold-in power consumption in VA	13 VA 60 Hz cos phi 0.3 (at 20 °C) 15 VA 50 Hz cos phi 0.3 (at 20 °C)
Heat dissipation	4...5 W at 50/60 Hz for control circuit
Operating time	4...19 ms opening 12...26 ms closing
Maximum operating rate	3600 cyc/h 60 °C
Connections - terminals	Control circuit: screw clamp terminals 1 1...4 mm ² - cable stiffness: flexible without cable end Control circuit: screw clamp terminals 2 1...4 mm ² - cable stiffness: flexible without cable end Control circuit: screw clamp terminals 1 1...4 mm ² - cable stiffness: flexible with cable end Control circuit: screw clamp terminals 2 1...2.5 mm ² - cable stiffness: flexible with cable end Power circuit: EverLink BTR screw connectors 1 1...35 mm ² - cable stiffness: rigid Power circuit: EverLink BTR screw connectors 2 1...25 mm ² - cable stiffness: rigid Power circuit: EverLink BTR screw connectors 1 1...35 mm ² - cable stiffness: flexible without cable end Power circuit: EverLink BTR screw connectors 2 1...25 mm ² - cable stiffness: flexible without cable end Power circuit: EverLink BTR screw connectors 1 1...35 mm ² - cable stiffness: flexible with cable end Power circuit: EverLink BTR screw connectors 2 1...25 mm ² - cable stiffness: flexible with cable end Control circuit: screw clamp terminals 1 1...4 mm ² - cable stiffness: rigid Control circuit: screw clamp terminals 2 1...4 mm ² - cable stiffness: rigid
Tightening torque	Power circuit: 5 N.m - on EverLink BTR screw connectors - cable 1...25 mm ² - with screwdriver hex (Allen key)4 mm Power circuit: 8 N.m - on EverLink BTR screw connectors - cable 35 mm ² - with screwdriver hex (Allen key)4 mm Control circuit: 1.7 N.m - on screw clamp terminal - with screwdriver flat Ø 6 mm Control circuit: 1.7 N.m - on screw clamp terminal - with screwdriver Philips No 2
Auxiliary contact composition	1 NO + 1 NC
Auxiliary contacts type	Type mechanically linked 1 NO + 1 NC conforming to IEC 60947-5-1 Type mirror contact 1 NC conforming to IEC 60947-4-1
Minimum switching voltage	17 V for control circuit
Minimum switching current	5 mA for control circuit
Insulation resistance	> 10 MOhm for control circuit
Non-overlap time	1.5 Ms on de-energisation between NC and NO contacts 1.5 ms on energisation between NC and NO contacts
Mounting support	Plate Rail







Environment

Standards	UL 508 EN 60947-4-1 CSA C22.2 No 14 IEC 60947-5-1
Product certifications	RINA[RETURN]CCC[RETURN]GOST[RETURN]BV[RETURN]LROS (pending) [RETURN]JUL[RETURN]CSA[RETURN]UKCA[RETURN]GL[RETURN]LROS (pending)
IP degree of protection	IP2X conforming to IEC 60529 IP2X conforming to VDE 0106
Climatic withstand	Conforming to IACS E10 exposure to damp heat Conforming to IEC 60947-1 Annex Q category D exposure to damp heat
Operating altitude	0...3000 m
Fire resistance	850 °C conforming to IEC 60695-2-1
Flame retardance	V1 conforming to UL 94
Mechanical robustness	Vibrations contactor opened (2 Gn, 5...300 Hz) Vibrations contactor closed (4 Gn, 5...300 Hz) Shocks contactor opened (10 Gn for 11 ms) Shocks contactor closed (15 Gn for 11 ms)
Height	122 mm
Width	55 mm
Depth	120 mm
Net weight	1.4 kg
Quantity per set	Set of 10

Packing Units

Unit Type of Package 1	PCE
Number of Units in Package 1	1
Package 1 Height	6.2 cm
Package 1 Width	13.7 cm
Package 1 Length	15.2 cm
Package 1 Weight	1.046 kg

Offer Sustainability

Sustainable offer status	Green Premium product
REACH Regulation	 REACH Declaration
REACH free of SVHC	Yes
EU RoHS Directive	Compliant  EU RoHS Declaration
Toxic heavy metal free	Yes
Mercury free	Yes
China RoHS Regulation	 China RoHS Declaration
RoHS exemption information	 Yes
Environmental Disclosure	 Product Environmental Profile
Circularity Profile	 End Of Life Information
WEEE	The product must be disposed on European Union markets following specific waste collection and never end up in rubbish bins
PVC free	Yes

Contractual warranty

Warranty	18 months
----------	-----------