

Product data sheet

Characteristics

TM2DRA16RT

I/O expansion module, Modicon M238 logic controller, Twido, 16 outputs relay, 1 removable screw terminal block, wear part



Main

Range of product	Modicon M238 logic controller
Product or component type	I/O expansion module
Discrete output number	16
Discrete output type	Relay

Complementary

Range compatibility	Twido Advantys OTB
Discrete output function	1 NO
Current per channel	2 A
Maximum current per output common	8 A
Number of common point	2
Contact resistance	45 mOhm
Response time	<= 10 ms from state 0 to state 1 for input <= 5 ms from state 1 to state 0 for input
Minimum switching current	0.1 mA at 0.1 V DC
Isolation between channels	1500 V for 1 minute
Isolation between channels and internal logic	2300 V for 1 minute
Isolation between output channels group	1500 V for 1 minute
Mechanical durability	20000000 cycles
Electrical durability	100000 Cycles 0.5 A AC-15 240 V AC cos phi = 0.35 inductive 100000 Cycles 1 A AC-15 240 V AC cos phi = 0.7 inductive 100000 Cycles 1 A DC-13 24 V DC inductive (L/R = 7 ms) 100000 Cycles 2 A 240 V AC resistive 100000 cycles 2 A 30 V DC resistive
Current consumption	30 mA at 5 V DC at state 1 for all output 40 mA at 24 V DC at state 1 for all output
Local signalling	1 display block
Electrical connection	1 removable screw terminal block
Mounting support	35 mm symmetrical DIN rail
Net weight	0.145 kg

Environment

Depth	84.6 mm
Height	90 mm
Width	27.3 mm

Packing Units

Unit Type of Package 1	PCE
Number of Units in Package 1	1
Package 1 Height	7.461 cm
Package 1 Width	10.469 cm
Package 1 Length	12.445 cm
Package 1 Weight	238.4 g

Offer Sustainability

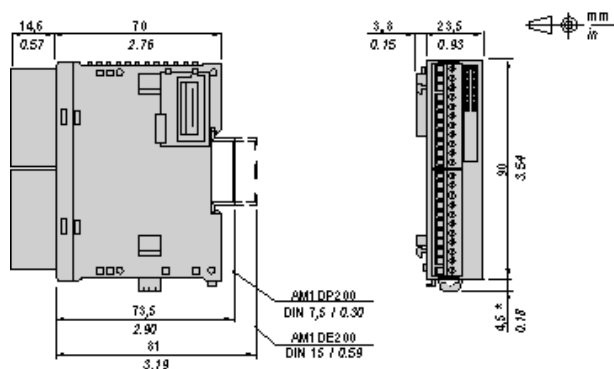
REACH Regulation	 REACH Declaration
REACH free of SVHC	Yes
EU RoHS Directive	Pro-active compliance (Product out of EU RoHS legal scope)
Mercury free	Yes
China RoHS Regulation	 China RoHS Declaration
RoHS exemption information	 Yes
WEEE	The product must be disposed on European Union markets following specific waste collection and never end up in rubbish bins
PVC free	Yes

Contractual warranty

Warranty	18 months
----------	-----------

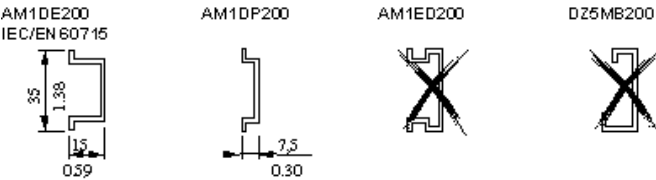
Digital Relay Output Module (16-contact)

Dimensions



NOTE: * 8.5 mm (0.33 in) when the clamp is pulled out.

DIN Rail Mounting



Rail depth	Catalogue part number
15 mm (0.59 in.)	AM1DE200
7,5 mm (0.30 in.)	AM1DP200

NOTE: Do not use AM1ED200 and DZ5MB200

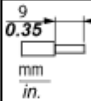
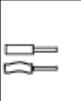
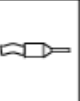
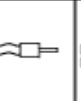

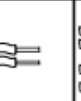
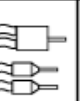
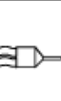
Module Mounting on a Panel Surface

Mounting Hole Layout



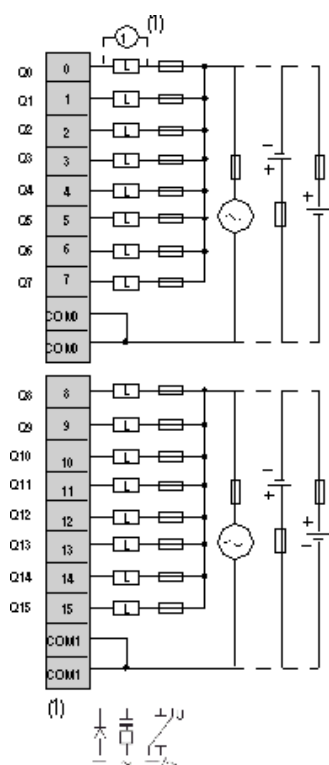
Wiring Requirements

Cable Types and Wire Sizes for Removable Screw Terminal Block

							
mm ²	0,14...1,5	0,25...0,5	0,25...1,5	0,14...0,5	0,14...0,75	0,25...0,34	0,5
AWG	26...16	24...20	24...16	26...20	26...18	24...22	20

Digital Relay Output Module (16-contact)

Wiring Diagram



L Load