

Product data sheet

Characteristics

XCKN2508G11

limit switch XCKN - spring rod lever nitrile boot
- 1NC+1NO - slow - Pg11



Main

Range of product	Telemecanique Limit switches XC Standard
Series name	Standard format
Product or component type	Limit switch
Device short name	XCKN
Sensor design	Compact
Body type	Fixed
Head type	Multi-directional head
Material	Plastic
Body material	Plastic
Head material	Plastic
Fixing mode	By the body
Movement of operating head	Multi-directional
Type of operator	Spring return spring rod
Type of approach	Multi-directional approach
Cable entry	1 entry tapped for Pg 11 cable gland
Number of poles	2
Contacts type and composition	1 NC + 1 NO
Contact operation	Slow-break, break before make

Complementary

Switch actuation	By any moving part
Electrical connection	Screw-clamp terminals, clamping capacity: 1 x 0.5...2 x 2.5 mm ²
Contacts insulation form	Zb
Positive opening	Without
Minimum torque for tripping	0.13 N.m
Maximum actuation speed	1 m/s
Contact code designation	A300, AC-15 (U _e = 240 V), I _e = 3 A, I _{the} = 10 A conforming to EN/IEC 60947-5-1 appendix A R300, DC-13 (U _e = 250 V), I _e = 0.1 A conforming to EN/IEC 60947-5-1 appendix A
[Ui] rated insulation voltage	300 V conforming to UL 508 500 V (pollution degree 3) conforming to IEC 60947-1 300 V conforming to CSA C22.2 No 14
[Uimp] rated impulse withstand voltage	6 kV conforming to IEC 60664 6 kV conforming to IEC 60947-1
Short-circuit protection	10 A cartridge fuse, type gG
Electrical durability	5000000 Cycles, DC-13, 120 V, 4 W, operating rate <60 cyc/mn, load factor: 0.5 conforming to IEC 60947-5-1 appendix C 5000000 Cycles, DC-13, 24 V, 10 W, operating rate <60 cyc/mn, load factor: 0.5 conforming to IEC 60947-5-1 appendix C 5000000 cycles, DC-13, 48 V, 7 W, operating rate <60 cyc/mn, load factor: 0.5 conforming to IEC 60947-5-1 appendix C
Mechanical durability	5000000 cycles
Width	30 mm
Height	183 mm
Depth	30 mm

Net weight	0.175 kg
Terminals description ISO n°1	(13-14)NO (21-22)NC

Environment

Shock resistance	10 gn for 11 ms conforming to IEC 60068-2-27
Vibration resistance	25 gn (f= 10...500 Hz) conforming to IEC 60068-2-6
IP degree of protection	IP65 conforming to IEC 60529
IK degree of protection	IK04 conforming to EN 50102
Overvoltage category	Class II conforming to IEC 61140 Class II conforming to NF C 20-030
Ambient air temperature for operation	-25...70 °C
Ambient air temperature for storage	-40...70 °C
Protective treatment	TC
Product certifications	UL[RETURN]CSA[RETURN]CCC
Standards	IEC 60947-5-1 IEC 60204-1 CSA C22.2 No 14 EN 60947-5-1 UL 508 EN 60204-1

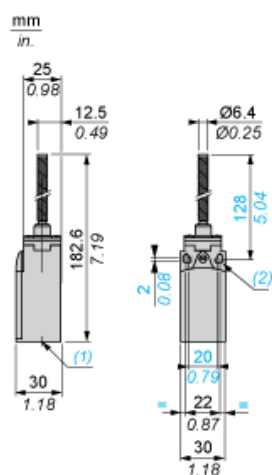
Packing Units

Unit Type of Package 1	PCE
Number of Units in Package 1	1
Package 1 Height	11.0 cm
Package 1 Width	16.0 cm
Package 1 Length	31.0 cm
Package 1 Weight	82.0 g
Unit Type of Package 2	CAR
Number of Units in Package 2	20
Package 2 Height	11.0 cm
Package 2 Width	16.0 cm
Package 2 Length	31.0 cm
Package 2 Weight	1.645 kg
Unit Type of Package 3	S03
Number of Units in Package 3	60
Package 3 Height	30.0 cm
Package 3 Width	30.0 cm
Package 3 Length	40.0 cm
Package 3 Weight	5.648 kg

Contractual warranty

Warranty	18 months
----------	-----------

Dimensions



Mounting with Cable Entry

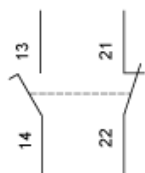
Position of Cable Gland



- (1) Recommended
(2) To be avoided

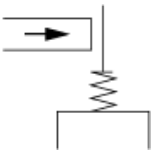
Wiring Diagram

2-pole N/C + N/O Break before Make, Slow Break



Characteristics of Actuation

Switch Actuation by Any Moving Part



Functionnal Diagram

