


Product data sheet

Characteristics

XMAH12L2435

pressure switch XMA 12 bar - adjustable scale
2 thresholds - 1 C/O



Main

Range of product	Telemecanique Pressure sensors XM
Pressure sensor type	Electromechanical pressure sensor
Pressure sensor name	XMA
Pressure rating	12 bar
Contacts type and composition	1 C/O snap action
Controlled fluid	Air (0...55 °C) Fresh water (0...55 °C) Sea water (0...55 °C)
Fluid connection type	4 x G 1/4 (female) conforming to ISO 228
Cable entry	2 entries tapped for Pg 13.5 cable gland conforming to NF C 68-300
Electrical connection	Screw-clamp terminals, clamping capacity: 1 x 1...2 x 2.5 mm²
Electrical circuit type	Control circuit
[In] rated current	3 A (Ue = 120 V), AC-15, B300 1.5 A (Ue = 240 V), AC-15, B300 0.1 A (Ue = 250 V), DC-13, R300
Setting	External
Colour of cover	Black opaque
Pressure switch type of operation	Regulation between 2 thresholds
Scale type	Fixed differential
Local display	Without
Enclosure material	PC impregnated with Lexan 500R
Adjustable range of switching point on rising pressure	1.3...12 bar
Adjustable range of switching point on falling pressure	0.3...10.3 bar
Pressure actuator	Diaphragm
Possible differential minimum at high setting	1.7 bar
Possible differential minimum at low setting	1 bar
Destruction pressure	30 bar
Materials in contact with fluid	Canvas covered nitrile Chromated zinc alloy
Maximum permissible accidental pressure	27 bar

Complementary

Height	113 mm
Width	57 mm
Depth	97.5 mm
Operating position	Any position
Maximum permissible pressure - per cycle	15 bar

Short-circuit protection	10 A cartridge fuse, type gG (gl)
Maximum operating rate	10 cyc/mn
[Ui] rated insulation voltage	500 V conforming to EN/IEC 60947-1
[Uimp] rated impulse withstand voltage	6 kV conforming to EN/IEC 60947-1
Electrical durability	1000000 cycles, 50/60 Hz, AC-15, 240 V / 3 A, lth = 10 A
Mechanical durability	1000000 cycles
Repeat accuracy	3.5 %
Net weight	0.43 kg



Environment

Standards	CE EN/IEC 60947-5-1
Product certifications	CCC[RETURN]UL[RETURN]CSA
Ambient air temperature for operation	-25...55 °C
Ambient air temperature for storage	-40...70 °C
Protective treatment	TC
Electrical shock protection class	Class I conforming to IEC 536
IP degree of protection	IP54 conforming to EN/IEC 60529

Packing Units

Unit Type of Package 1	PCE
Number of Units in Package 1	1
Package 1 Height	12 cm
Package 1 Width	6.5 cm
Package 1 Length	17 cm
Package 1 Weight	470 g

Offer Sustainability

Sustainable offer status	Green Premium product
EU RoHS Directive	Pro-active compliance (Product out of EU RoHS legal scope)  EU RoHS Declaration
Mercury free	Yes
RoHS exemption information	 Yes

Contractual warranty

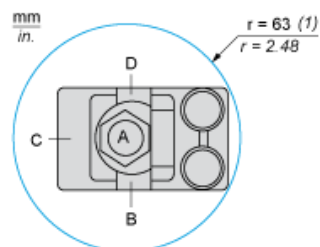
Warranty	18 months
----------	-----------

The technical drawing shows three views of the R4000 pressure washer:

- Front View (Top Left):** Shows the main body with dimensions: total width 97.5 mm (3.84 in.), distance from left edge to center of trigger gun 43.5 mm (1.71 in.), and distance from center of trigger gun to right edge 58 mm (2.28 in.). The trigger gun has a diameter of ØA.
- Side View (Top Right):** Shows the profile with dimensions: total height 106 mm (4.17 in.), distance from base to top of handle 7 mm (0.28 in.), and distance from base to center of trigger gun 30.5 mm (1.20 in.).
- Top View (Bottom):** Shows the top of the device with labels A, B, C, and D indicating specific features or mounting points.

(A) G 1/4 (female)
=B=
C=
D)
(1) 2 tapped entries PG 13.5

Minimum Mounting Clearance



(ØA G 1/4 (female)

=

ØB =

ØC =

ØD)

(1) Minimum clearance zone for screwing-on pressure switch at point A

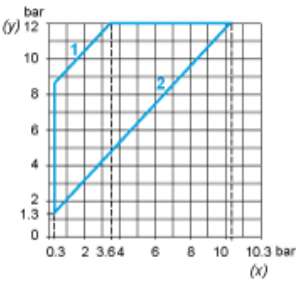
Wiring Diagram

Connections

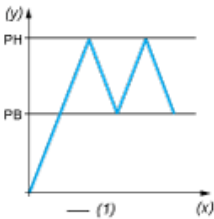


Curves

Operating Curves



- (y) Rising pressure
- (x) Falling pressure
- 1 : Maximum differential
- 2 : Minimum differential



- (y) Pressure
- (x) Time
- (1) Adjustable value