

Product data sheet

Characteristics

XUVR1218NBNM8

photo-electric sensor - XUV - fork -
180X120mm - 12..24VDC - M8



Main

Range of product	Telemecanique Photoelectric sensors XU
Series name	General purpose
Electronic sensor type	Photo-electric sensor
Sensor name	XUVR
Sensor design	Fork
Detection system	Thru beam
Emission	Red LED, modulated
Passage width	180 mm
Passage depth	120 mm
Material	Metal/plastic
Supply circuit type	DC
Wiring technique	3-wire
Discrete output type	PNP
Discrete output function	1 NC
Electrical connection	1 male connector M8, 3 pins
Product specific application	Detection on small conveyor
[Sn] nominal sensing distance	180 mm

Complementary

Enclosure material	Painted aluminium and polyamide/glass
Spot diameter	1 mm
Type of output signal	Discrete
Output type	Solid state
Status LED	Output state: 1 LED (yellow)
[Us] rated supply voltage	12...24 V DC with reverse polarity protection
Supply voltage limits	10...30 V DC
Switching capacity in mA	100 mA (overload and short-circuit protection)
Switching frequency	4000 Hz
Maximum voltage drop	<1.5 V (closed state)
Current consumption	< 20 mA no-load
Net weight	0.19 kg



Environment

Product certifications	CSA[RETURN]UL[RETURN]CE
Ambient air temperature for operation	-10...60 °C
Ambient air temperature for storage	-40...80 °C
Immunity to ambient light	10000 Lux natural light 5000 lux incandescent bulb
Vibration resistance	7 gn, amplitude = +/- 0.75 mm (f = 10...55 Hz) conforming to IEC 60068-2-6
Shock resistance	30 gn (duration = 11 ms) conforming to IEC 60068-2-27
IP degree of protection	IP65 IP67

Packing Units

Unit Type of Package 1	PCE
Number of Units in Package 1	1

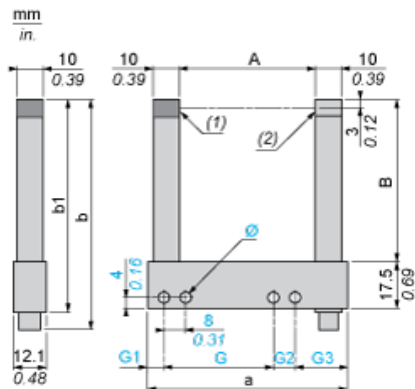
Offer Sustainability

REACH Regulation	 REACH Declaration
EU RoHS Directive	Pro-active compliance (Product out of EU RoHS legal scope)
Mercury free	Yes
RoHS exemption information	 Yes

Contractual warranty

Warranty	18 months
----------	-----------

Dimensions



- (1) Transmission LED
(2) Yellow LED: output signal

Dimensions in mm

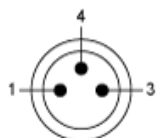
Passageway A	Depth B	a	b	b1	G	G1	G2	G3	Ø
180	124.3	204	150.2	142	152	22	8	22	4 x 4.3

Dimensions in in.

Passageway A	Depth B	a	b	b1	G	G1	G2	G3	Ø
7.09	4.89	8.03	5.91	5.59	5.98	0.87	0.31	0.87	0.16 x 0.17

Wiring Schemes

M8 Connector



- 1 : BN: Brown
- 3 : BU: Blue
- 4 : BK: Black

NPN Output

