

Product data sheet

Characteristics

XXTK1A4M12

ultrasonic sensor parallelepipedic 16x30x74 -
Sn 1m - transmitter - M12 connec



Main

Range of product	Telemecanique Ultrasonic sensors XX
Sensor type	Ultrasonic sensor transmitter
Series name	General purpose
Sensor name	XXT
Sensor design	Flat form 74 x 30 x 16
Detection system	Thru beam (need a receiver)
[Sn] nominal sensing distance	1 m
Material	Plastic
Wiring technique	2-wire
[Us] rated supply voltage	12...24 V DC with reverse polarity protection
Electrical connection	Male connector M12 4 pins
[Sd] sensing range	0...1 m
Beam angle	6 °
IP degree of protection	IP67 conforming to IEC 60529

Complementary

Enclosure material	ULTEM
Front material	Silicone
Supply voltage limits	10...28 V DC
[Sa] assured operating distance	0...1 m
Transmission frequency	300 kHz
Repeat accuracy	1.27 %
Minimum size of detected object	Cylinder diameter 114 mm at 1 m
Current consumption	40 mA
Marking	CE
Height	30 mm
Width	17 mm
Depth	85 mm
Net weight	0.05 kg



Environment

Standards	IEC 60947-5-2
Product certifications	UL
Ambient air temperature for operation	0...60 °C
Ambient air temperature for storage	-40...80 °C
Vibration resistance	+/-1 mm conforming to IEC 60068-2-6 (f = 10...55 Hz)
Shock resistance	30 gn in all 3 axes for 11 ms conforming to IEC 60068-2-27
Resistance to electrostatic discharge	8 kV level 4 conforming to IEC 61000-4-2
Resistance to electromagnetic fields	10 V/m level 3 conforming to IEC 61000-4-3
Resistance to fast transients	1 kV level 3 conforming to IEC 61000-4-4

Packing Units

Unit Type of Package 1	PCE
Number of Units in Package 1	1
Package 1 Height	4.1 cm
Package 1 Width	6.5 cm
Package 1 Length	9.5 cm
Package 1 Weight	69.989 g

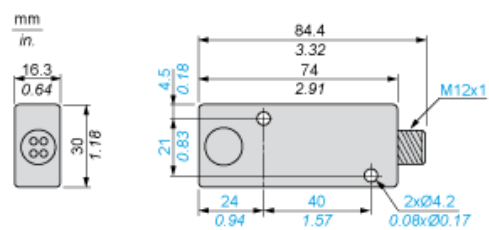
Offer Sustainability

Sustainable offer status	Green Premium product
EU RoHS Directive	Pro-active compliance (Product out of EU RoHS legal scope)  EU RoHS Declaration
Mercury free	Yes
RoHS exemption information	 Yes

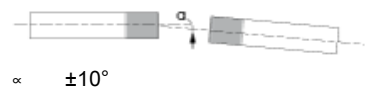
Contractual warranty

Warranty	18 months
----------	-----------

Dimensions



Minimum Mounting Distances



Wiring Diagram

