

# XEND2611

Contact block, Harmony XAC, double contact, 2 spring return, single speed, front mounting, 2NO



## Main

Range of product	Harmony XAC
Product or component type	Contact block
Component name	XEND
Electrical circuit type	Control circuit
Contact block application	Single speed
Contact block type	Double
Type of operator	2 spring return
Product compatibility	XACM XACB
Mechanical interlocking	With mechanical interlocking
Contacts type and composition	2 NO
Mounting of block	Front mounting
Contact operation	Simultaneous Slow-break

## Complementary

Connections - terminals	Screw clamp terminals, 1 x 2.5 mm <sup>2</sup> with or without cable end Screw clamp terminals, 2 x 1.5 mm <sup>2</sup> with or without cable end
Mechanical durability	1000000 cycles
Contact code designation	A300 AC-15, U <sub>e</sub> = 240 V, I <sub>e</sub> = 3 A conforming to IEC 60947-5-1 appendix A Q300 DC-13, U <sub>e</sub> = 250 V, I <sub>e</sub> = 0.27 A conforming to IEC 60947-5-1 appendix A
[I <sub>the</sub> ] conventional enclosed thermal current	10 A
[U <sub>i</sub> ] rated insulation voltage	400 V (pollution degree 3) conforming to IEC 60947-1
[U <sub>imp</sub> ] rated impulse withstand voltage	6 kV conforming to IEC 60947-1
Maximum resistance across terminals	25 MOhm
Short-circuit protection	10 A fuse protection by cartridge fuse type gG
Rated operational power in W	31 W DC-13 for 1000000 cycles, operating rate <60 cyc/mn at 48 V, load factor = 0.5 (inductive load) conforming to IEC 60947-5-1 appendix C 35 W DC-13 for 1000000 cycles, operating rate <60 cyc/mn at 120 V, load factor = 0.5 (inductive load) conforming to IEC 60947-5-1 appendix C 48 W DC-13 for 1000000 cycles, operating rate <60 cyc/mn at 24 V, load factor = 0.5 (inductive load) conforming to IEC 60947-5-1 appendix C
Rated operational power in VA	140 VA AC-15 for 1000000 cycles, operating rate <60 cyc/mn at 24 V 50/60 Hz, load factor = 0.5 (inductive load) 210 VA AC-15 for 1000000 cycles, operating rate <60 cyc/mn at 48 V 50/60 Hz, load factor = 0.5 (inductive load) 640 VA AC-15 for 1000000 cycles, operating rate <60 cyc/mn at 127 V 50/60 Hz, load factor = 0.5 (inductive load) 680 VA AC-15 for 1000000 cycles, operating rate <60 cyc/mn at 230 V 50/60 Hz, load factor = 0.5 (inductive load)
Terminals description ISO n°1	(23-24)NO B (13-14)NO
Terminals description ISO n°2	B (33-34)NO (43-44)NO
Terminal identifier	(11-12)NC (13-14)NO
Net weight	0.11 kg


## Environment

Standards	IEC 60947-5-1 CSA C22.2 No 14 IEC 60947-5-1
Ambient air temperature for operation	-25...70 °C
Ambient air temperature for storage	-40...70 °C
Vibration resistance	15 gn (f= 10...500 Hz) conforming to IEC 60068-2-6
Shock resistance	100 gn conforming to IEC 60068-2-27

## Packing Units

Unit Type of Package 1	PCE
Number of Units in Package 1	1
Package 1 Height	6.0 cm
Package 1 Width	6.5 cm
Package 1 Length	7.0 cm
Package 1 Weight	96.0 g
Unit Type of Package 2	S02
Number of Units in Package 2	12
Package 2 Height	15.0 cm
Package 2 Width	30.0 cm
Package 2 Length	40.0 cm
Package 2 Weight	1.501 kg

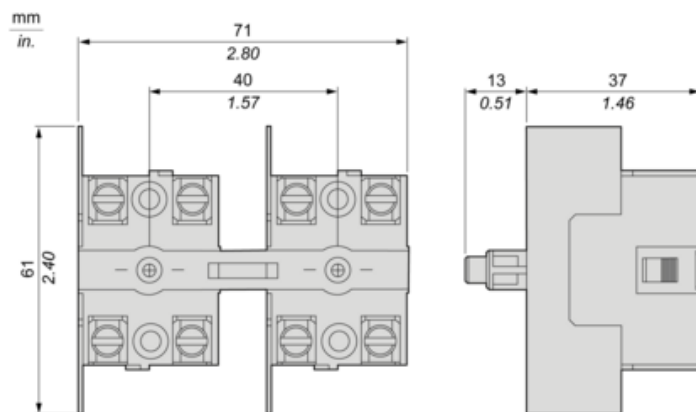
## Offer Sustainability

REACH Regulation	 <a href="#">REACH Declaration</a>
REACH free of SVHC	Yes
EU RoHS Directive	Pro-active compliance (Product out of EU RoHS legal scope)  <a href="#">EU RoHS Declaration</a>
Toxic heavy metal free	Yes
Mercury free	Yes
China RoHS Regulation	 <a href="#">China RoHS Declaration</a>
RoHS exemption information	 <a href="#">Yes</a>
WEEE	The product must be disposed on European Union markets following specific waste collection and never end up in rubbish bins
California proposition 65	WARNING: This product can expose you to chemicals including: Nickel compounds, which is known to the State of California to cause cancer, and Di-isodecyl phthalate (DIDP), which is known to the State of California to cause birth defects or other reproductive harm. For more information go to <a href="http://www.P65Warnings.ca.gov">www.P65Warnings.ca.gov</a>

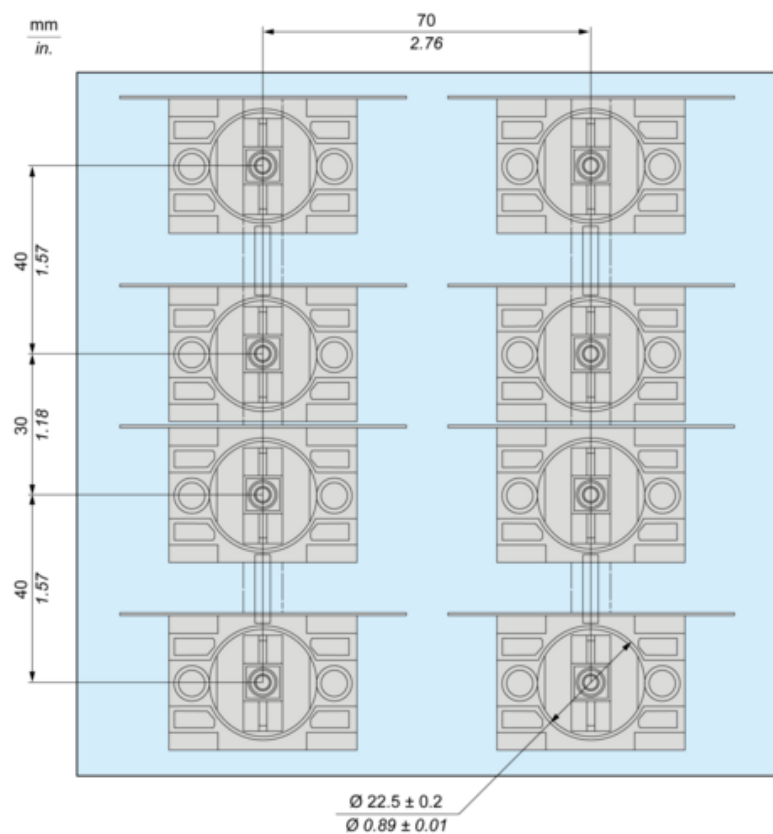
## Contractual warranty

Warranty	18 months
----------	-----------

## Dimensions



## Mounting



---

## Rated Operational Power

---

### AC Supply 50/60 Hz

Operating rate: 3600 operating cycles/hour. Load factor: 0.5.

Power broken in VA for 1 million operating cycles, AC-15 utilization category

Voltage	V	24	48	127	230
Inductive circuit	W	140	210	640	680

### DC Supply

Operating rate: 3600 operating cycles/hour. Load factor: 0.5.

Power broken in W for 1 million operating cycles, DC-13 utilization category

Voltage	V	24	48	120
Inductive circuit	W	48	31	35