

## Main

Range compatibility	Lexium SD3
Product or component type	Motion control motor
Device short name	BRS3
Maximum mechanical speed	3000 rpm
Motor type	3-phase stepper motor
Number of motor poles	6
Supply voltage limits	34 V AC 48 V DC
Mounting support	Flange
Motor flange size	85 mm
Length	141 mm
Centring collar diameter	60 mm

## Complementary

Centring collar depth	2 mm
Number of mounting holes	4
Mounting holes diameter	6.5 mm
Circle diameter of the mounting holes	98.99 mm
Electrical connection	Terminal box
Holding brake	Without
Shaft end	Smooth shaft
Second shaft	Without second shaft end
Shaft diameter	12 mm
Shaft length	30 mm
Nominal torque	4 N.m
Holding torque	4.8 N.m
Rotor inertia	2.2 kg.cm <sup>2</sup>
Resolution	1.8 °, 0.9 °, 0.72 °, 0.36 °, 0.18 °, 0.09 °, 0.072 °, 0.036 ° step angle 200, 400, 500, 1000, 2000, 4000, 5000, 10000 steps number of full steps per revolution
Accuracy error	+/- 6 arc min
Maximum starting frequency	5.3 kHz
[In] rated current	5.8 A
Resistance	0.55 Ohm (winding)
Time constant	9 ms
Maximum radial force Fr	110 N (first shaft end) 50 N (second shaft end)
Maximum axial force Fa	175 N (tensile force) 30 N (force pressure)
Service life in hours	20000 h (bearing)
Angular acceleration	200000 rad/s <sup>2</sup>
Net weight	3.2 kg

The information provided in this documentation contains general descriptions and/or technical characteristics of the performance of the products contained herein. This documentation is not intended as a substitute for and is not to be used for determining suitability or reliability of these products for specific user applications. It is the duty of any such user or integrator to perform the appropriate and complete risk analysis, evaluation and testing of the products with respect to the relevant specific application or use thereof. Neither Schneider Electric Industries SAS nor any of its affiliates or subsidiaries shall be responsible or liable for misuse of the information contained herein.




## Environment

Standards	IEC 50347 IEC 60072-1
Type of cooling	Natural convection
Ambient air temperature for operation	-25...40 °C
Ambient air temperature for storage	-25...70 °C
Operating altitude	<= 1000 m without power derating
Relative humidity	15...85 % without condensation
Vibration resistance	20 m/s <sup>2</sup> maximum A conforming to IEC 60034-14
IP degree of protection	IP56 total except shaft bushing: conforming to IEC 60034-5 IP41 shaft bushing without shaft seal ring: conforming to IEC 60034-5
Temperature class	F winding conforming to IEC 60034-1

## Packing Units

Unit Type of Package 1	PCE
Number of Units in Package 1	1
Package 1 Height	21.500 cm
Package 1 Width	19.000 cm
Package 1 Length	39.500 cm
Package 1 Weight	4.050 kg
Unit Type of Package 2	P06
Number of Units in Package 2	12
Package 2 Height	58.000 cm
Package 2 Width	80.000 cm
Package 2 Length	60.000 cm
Package 2 Weight	55.000 kg

## Offer Sustainability

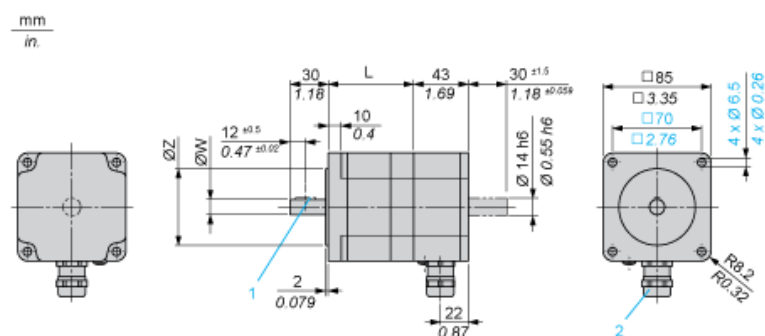
Sustainable offer status	Green Premium product
REACH Regulation	 <a href="#">REACH Declaration</a>
EU RoHS Directive	Pro-active compliance (Product out of EU RoHS legal scope)
Mercury free	Yes
China RoHS Regulation	 <a href="#">China RoHS Declaration</a>
RoHS exemption information	 <a href="#">Yes</a>
Environmental Disclosure	 <a href="#">Product Environmental Profile</a>
Circularity Profile	No need of specific recycling operations
WEEE	The product must be disposed on European Union markets following specific waste collection and never end up in rubbish bins
PVC free	Yes

## Contractual warranty

Warranty	18 months
----------	-----------

## Dimensions

### 3-Phase Stepper Motor in Terminal Box Version



Dimensions in mm

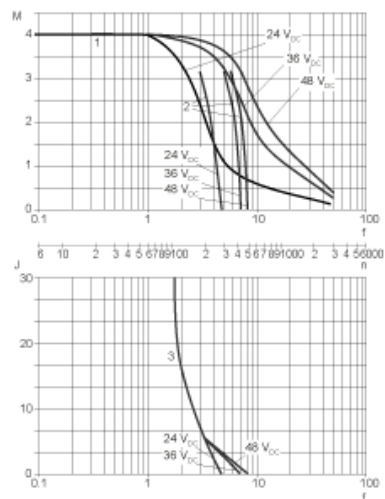
L	Shaft diameter ØW	Centring collar ØZ	Woodruff key DIN 6888 (1)	Cable gland (2)
97.5 (+0.6) (-0.8)	12 h6	60 h8	4 x 6.5	ISO M20 x 1.5

Dimensions in in.

L	Shaft diameter ØW	Centring collar ØZ	Woodruff key DIN 6888 (1)	Cable gland (2)
3.84 (+0.023) (-0.031)	0.47 h6	2.36 h8	0.16 x 0.25	ISO M20 x 1.5

## Torque Characteristics

Measurement at 1000 Steps/Revolution, Nominal Voltage DC Bus  $U_N$  and Phase Current  $I_N$



- M : Torque in Nm
- n : Speed in rpm
- f : Frequency in kHz
- J : Rotor inertia in kg.cm<sup>2</sup>
- 1 : Pull-out torque
- 2 : Pull-in torque
- 3 : Maximum load inertia