



Main

Range of product	Preventa Safety automation
Product or component type	Preventa safety module
Safety module name	XPSAC
Safety module application	For emergency stop and switch monitoring
Function of module	Switch monitoring Emergency stop
Safety level	Can reach PL e/category 4 conforming to EN/ISO 13849-1 Can reach SILCL 3 conforming to EN/IEC 62061
Safety reliability data	MTTFd = 210.4 years conforming to EN/ISO 13849-1 DC > 99 % conforming to EN/ISO 13849-1 PFHd = 3.56E-9 1/h conforming to EN/IEC 62061
Type of start	Unmonitored
Connections - terminals	Captive screw clamp terminals, removable terminal block, 1 x 0.2...1 x 2.5 mm ² flexible with cable end, with double bezel Captive screw clamp terminals, removable terminal block, 1 x 0.2...1 x 2.5 mm ² solid with cable end, with double bezel Captive screw clamp terminals, removable terminal block, 1 x 0.25...1 x 2.5 mm ² flexible with cable end, with double bezel Captive screw clamp terminals, removable terminal block, 2 x 0.2...2 x 1 mm ² solid with cable end, with double bezel Captive screw clamp terminals, removable terminal block, 2 x 0.2...2 x 1.5 mm ² flexible with cable end, with double bezel Captive screw clamp terminals, removable terminal block, 2 x 0.25...2 x 1 mm ² flexible with cable end, with double bezel Captive screw clamp terminals, removable terminal block, 2 x 0.5...2 x 1.5 mm ² flexible with cable end, with double bezel
Output type	Relay instantaneous opening, 3 NO circuit(s), volt-free
Number of additional circuits	1 solid state output
[Us] rated supply voltage	115 V AC - 15...15 %

Complementary

Supply frequency	50/60 Hz
Maximum power consumption in VA	7 VA AC
[Uc] control circuit voltage	115 V
Breaking capacity	180 VA holding AC-15 C300 relay output 1800 VA inrush AC-15 C300 relay output
Breaking capacity	1.5 A at 24 V (DC-13) time constant: 50 ms for relay output
Output thermal current	6 A per relay for relay output
[Ith] conventional free air thermal current	10.5 A
Associated fuse rating	4 A gG or gL for relay output conforming to EN/IEC 60947-5-1, DIN VDE 0660 part 200 6 A fast blow for relay output conforming to EN/IEC 60947-5-1, DIN VDE 0660 part 200

Minimum output current	10 mA for relay output
Minimum output voltage	16 V for relay output
Maximum response time on input open	100 ms
[Ui] rated insulation voltage	300 V (pollution degree 2) conforming to IEC 60947-5-1 300 V (pollution degree 2) conforming to DIN VDE 0110 part 1
[Uimp] rated impulse withstand voltage	4 kV overvoltage category III conforming to IEC 60947-5-1 4 kV overvoltage category III conforming to DIN VDE 0110 part 1
Local signalling	2 LEDs
Current consumption	60 mA at 115 V AC on power supply
Mounting support	35 mm symmetrical DIN rail
Net weight	0.21 kg





Environment

Standards	EN/IEC 60947-5-1 EN/ISO 13850 EN 1088/ISO 14119 EN 60204-1
Product certifications	UL[RETURN]CSA[RETURN]TÜV
IP degree of protection	IP20 (terminals) conforming to EN/IEC 60529 IP40 (enclosure) conforming to EN/IEC 60529
Ambient air temperature for operation	-10...55 °C
Ambient air temperature for storage	-25...85 °C

Packing Units

Unit Type of Package 1	PCE
Number of Units in Package 1	1
Package 1 Height	11.9 cm
Package 1 Width	2.8 cm
Package 1 Length	10.3 cm
Package 1 Weight	246.0 g
Unit Type of Package 2	S01
Number of Units in Package 2	16
Package 2 Height	15.0 cm
Package 2 Width	15.0 cm
Package 2 Length	40.0 cm
Package 2 Weight	4.21 kg

Offer Sustainability

Sustainable offer status	Green Premium product
REACH Regulation	 REACH Declaration
EU RoHS Directive	Pro-active compliance (Product out of EU RoHS legal scope)
Mercury free	Yes
China RoHS Regulation	 China RoHS Declaration
RoHS exemption information	 Yes
Environmental Disclosure	 Product Environmental Profile
Circularity Profile	 End Of Life Information
WEEE	The product must be disposed on European Union markets following specific waste collection and never end up in rubbish bins
PVC free	Yes

Contractual warranty

Warranty	18 months
----------	-----------