



Main

Range of product	Telemecanique Emergency stop rope pull switches XY2C
Product or component type	Latching emergency stop trip wire switch
Device short name	XY2CE
Local signalling	Without pilot light
Reset	By booted push-button
Contacts type and composition	1 NC + 1 NO
Trigger cable anchor point	LH side

Complementary

Number of cables	1
Trigger cable maximum length	70 m
Housing colour	Red RAL 3000
Auxiliary contacts operation	Slow-break
Connections - terminals	Screw clamp terminal, 1 x 0.5...2 x 1.5 mm²
Tightening torque	0.8...1.2 N.m
Cable entry number	1 plain hole for ISO M20 cable gland 2 plain hole with blanking plug for
Marking	II2 D-Ex tb IIIC T85°C Db IP65
Safety level	Can reach PL = e with the appropriate monitoring system and correctly wired conforming to EN/ISO 13849-1 Can reach category 4 with the appropriate monitoring system and correctly wired conforming to EN/ISO 13849-1 Can reach SIL 3 conforming to EN/IEC 61508
Safety reliability data	B10d = 300000 value given for a life time of 20 years limited by mechanical or contact wear
Mechanical durability	60000 cycles
Distance between cable supports	10 mm
[Ie] rated operational current	3 A at 240 V, AC-15, A300 conforming to EN/IEC 60947-5-1 appendix A 0.27 A at 250 V, DC-13, Q300 conforming to EN/IEC 60947-5-1 appendix A
[Ithe] conventional enclosed thermal current	10 A
[Ui] rated insulation voltage	400 V (pollution degree 3) conforming to EN/IEC 60947-1 300 V conforming to UL 508 300 V conforming to CSA C22.2 No 14
[Uimp] rated impulse withstand voltage	4 kV
Positive opening	With conforming to EN/IEC 60947-5-1 section 3
Maximum resistance across terminals	25 MOhm conforming to EN/IEC 60255-7 category 3 25 MOhm conforming to NF C 93-050 method A
Short-circuit protection	10 A cartridge fuse type gG conforming to EN/IEC 60269
Width	195 mm
Depth	105 mm
Height	142 mm



Environment

Standards	EN/IEC 60079-0 EN/IEC 60079-31
Directives	2014/34/EU - ATEX directive
Dust zone	Zone 21 - 22
Product certifications	INERIS 04ATEX0015[RETURN]IEC-Ex INE 16.0001X
Protective treatment	TC
Ambient air temperature for operation	-20...60 °C
Ambient air temperature for storage	-40...70 °C
Vibration resistance	10 gn (f= 10...300 Hz) conforming to EN/IEC 60068-2-6
Shock resistance	50 gn 11 ms conforming to EN/IEC 60068-2-27
Electrical shock protection class	Class I conforming to EN/IEC 61140 Class I conforming to NF C 20-030
IP degree of protection	IP65

Packing Units

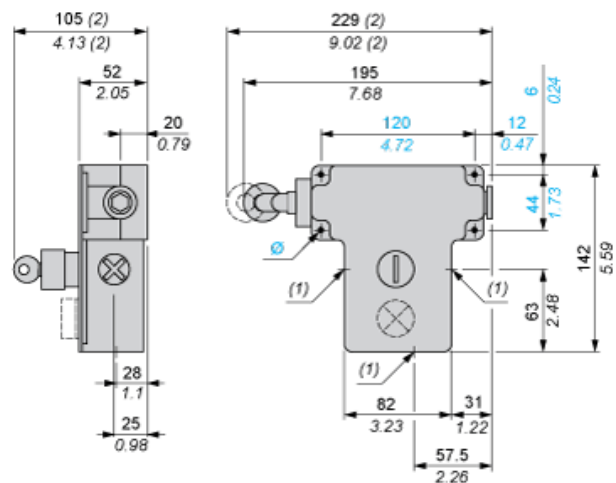
Unit Type of Package 1	PCE
Number of Units in Package 1	1
Package 1 Height	9.500 cm
Package 1 Width	17.500 cm
Package 1 Length	22.000 cm
Package 1 Weight	1.592 kg
Unit Type of Package 2	S03
Number of Units in Package 2	6
Package 2 Height	30.000 cm
Package 2 Width	30.000 cm
Package 2 Length	40.000 cm
Package 2 Weight	10.058 kg

Offer Sustainability

Sustainable offer status	Green Premium product
REACH Regulation	 REACH Declaration
EU RoHS Directive	Pro-active compliance (Product out of EU RoHS legal scope)
Mercury free	Yes
RoHS exemption information	 Yes
Circularity Profile	No need of specific recycling operations

Contractual warranty

Warranty	18 months
----------	-----------

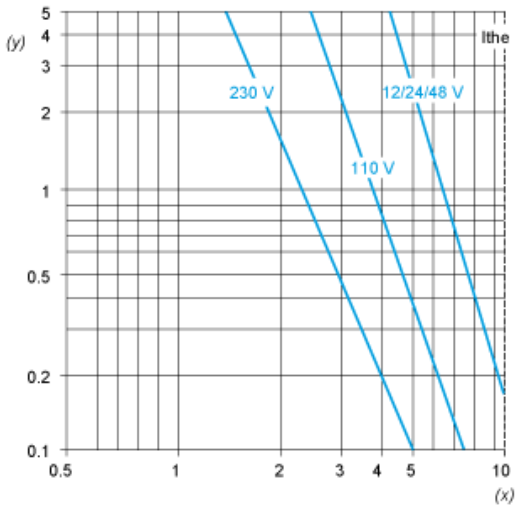
$$\frac{\text{mm}}{\text{in.}}$$


- (1) 3 plain holes for Pg 13.5 cable gland.
 - (2) Maximum extension.
- Ø 4 elongated holes Ø 6 mm/0.24 in.

Electrical Curves

AC Supply 50/60 Hz Inductive Circuit

2-pole Contact Block



Y Millions of operating cycles
X Current in A

DC Supply Power Broken in for 1 Million Operating Cycles Inductive Circuit

Voltage	V	24	48	120
<i>mm</i>	W	13	9	7