



Main

Range	FuPacT
Product name	FuPacT ISFT
Device short name	ISFT250
Product or component type	Fuse-switch disconnecter
Device application	Equipment protection, monitoring and control Distribution
Signalling function	Separated fuse monitor
Poles description	3P
Number of fuse carriers	3
Fuse type	DIN
Fuse size	NH1
Suitability for isolation	Yes conforming to EN/IEC 60947-3
Visible break	Yes
Contact position indicator	Yes
[I _{th}] conventional free air thermal current	250 A (40 °C) power dissipation per fuse: 23 W
[I _{the}] conventional enclosed thermal current	250 A at 40 °C, Power dissipation per fuse: 23 W
Maximum power dissipation per pole	29 W
[U _e] rated operational voltage	690 V AC 50/60 Hz 440 V DC 800 V AC 50/60 Hz AC-20 800 V DC DC-20
[U _i] rated insulation voltage	1000 V AC 50/60 Hz 1000 V DC
[U _{imp}] rated impulse withstand voltage	8 kV
[I _e] rated operational current	AC-21B: 250 A at 220/240 V AC 50/60 Hz AC-21B: 250 A at 380/415 V AC 50/60 Hz AC-21B: 250 A at 440/480 V AC 50/60 Hz AC-21B: 250 A at 500 V AC 50/60 Hz AC-21B: 250 A at 660/690 V AC 50/60 Hz AC-22B: 250 A at 220/240 V AC 50/60 Hz AC-22B: 250 A at 380/415 V AC 50/60 Hz AC-22B: 250 A at 440/480 V AC 50/60 Hz AC-22B: 250 A at 500 V AC 50/60 Hz AC-22B: 250 A at 660/690 V AC 50/60 Hz DC-21B: 250 A at 220 V DC (3 poles in series) DC-21B: 250 A at 440 V DC (3 poles in series) DC-22B: 250 A at 220 V DC (3 poles in series)

Complementary

[I _q] Breaking capacity with fuses (kA RMS)	80 KA at 415 V (AC) 80 KA at 500 V (AC) 25 kA at 690 V (AC)
[I _{cw}] rated short-time withstand current	8.6 kA for 1 s
[I _{cm}] Rated short-circuit making capacity	14.6 kA at 690 V
Rated duty	Uninterrupted
Control type	Fuse carriers handle
Provision for padlocking	Lead seal

Mounting position	Vertical Horizontal
Mounting mode	Fixed
Mounting support	Mounting plate Busbars
Mounting location	Side by side
Contact operation	Single-break
Mechanical durability	1600 cycles
Electrical durability	AC-21B: 200 cycles 690 V AC 50/60 Hz AC-22B: 200 cycles 690 V AC 50/60 Hz AC-23B: 200 cycles 415 V AC 50/60 Hz
Connections - terminals	Screw connection upstream M10 250 A Screw connection downstream M10 250 A
Tightening torque	12 N.m for terminal
Width	184 mm
Height	306 mm
Depth	110 mm
Net weight	2 kg
Standards	EN/IEC 60947-1 EN/IEC 60947-3
Product certifications	CE[RETURN]CCC[RETURN]EAC



Environment



Electrical shock protection class	Class II front face
IP degree of protection	IP3x front face: conforming to IEC 60529
IK degree of protection	IK07 conforming to EN 50102
Pollution degree	3 conforming to IEC 60947
Ambient air temperature for operation	-20...70 °C
Ambient air temperature for storage	-50...85 °C

Packing Units

Unit Type of Package 1	PCE
Number of Units in Package 1	1
Package 1 Height	15.0 cm
Package 1 Width	20.0 cm
Package 1 Length	35.2 cm
Package 1 Weight	2.5 kg
Unit Type of Package 2	S04
Number of Units in Package 2	3
Package 2 Height	30.0 cm
Package 2 Width	40.0 cm
Package 2 Length	60.0 cm
Package 2 Weight	8.002 kg
Unit Type of Package 3	P12
Number of Units in Package 3	36
Package 3 Height	105.0 cm
Package 3 Width	80.0 cm
Package 3 Length	120.0 cm
Package 3 Weight	111.0 kg

Offer Sustainability

REACH Regulation	 REACH Declaration
REACH free of SVHC	Yes
EU RoHS Directive	Compliant  EU RoHS Declaration
Toxic heavy metal free	Yes
Mercury free	Yes

China RoHS Regulation	 China RoHS Declaration
RoHS exemption information	 Yes
WEEE	The product must be disposed on European Union markets following specific waste collection and never end up in rubbish bins