

XACA27131

Pendant control station, Harmony XAC, plastic, yellow, pistol grip, 2 push buttons 1NO + 1NO, 1 emergency stop latching 3NC



Main

| | |
|---------------------------|-------------------------|
| Range of product | Harmony XAC |
| Product or component type | Pendant control station |
| Device short name | XACA |

Complementary





| | |
|--|---|
| Control station type | Double insulated |
| Enclosure material | Polypropylene |
| Electrical circuit type | Control circuit |
| Enclosure type | Complete ready for use |
| Control station application | Control of single speed hoist motor |
| Control station composition | 2 push-buttons + 1 emergency stop |
| Control button type | First push-button 1 NO raise, slow Second push-button 1 NO lower, slow Stop push-button Ø 30 mm 3 NC latching |
| Product compatibility | ZB2BE101 for each direction XENT1192 for emergency stop |
| Mechanical interlocking | With mechanical interlocking |
| Control station colour | Yellow |
| Connections - terminals | Screw clamp terminals, 1 x 0.5...1 x 2.5 mm ² without cable end Screw clamp terminals, 1 x 0.5...2 x 1.5 mm ² with cable end |
| Standards | CSA C22.2 No 14 EN/IEC 60204-32 EN/IEC 60947-5-1 UL 508 |
| Product certifications | CCC[RETURN]GOST |
| Protective treatment | TH |
| Ambient air temperature for operation | -25...70 °C |
| Ambient air temperature for storage | -40...70 °C |
| Vibration resistance | 15 gn (f= 10...500 Hz) conforming to IEC 60068-2-6 |
| Shock resistance | 100 gn conforming to IEC 60068-2-27 |
| Overvoltage category | Class II conforming to IEC 61140 |
| IP degree of protection | IP65 conforming to IEC 60529 |
| IK degree of protection | IK08 conforming to EN 50102 |
| Mechanical durability | 1000000 cycles |
| Cable entry | Rubber sleeve with stepped entry 8...26 mm |
| Contact code designation | A600 AC-15, Ue = 240 V, Ie = 3 A conforming to IEC 60947-5-1 appendix A A600 AC-15, Ue = 600 V, Ie = 1.2 A conforming to IEC 60947-5-1 appendix A Q600 DC-13, Ue = 250 V, Ie = 0.27 A conforming to IEC 60947-5-1 appendix A Q600 DC-13, Ue = 600 V, Ie = 0.1 A conforming to IEC 60947-5-1 appendix A |
| [Ithe] conventional enclosed thermal current | 10 A |

| | |
|--|--|
| [Ui] rated insulation voltage | Emergency stop contact: 400 V (pollution degree 3) conforming to IEC 60947-1 600 V (pollution degree 3) |
| [Uimp] rated impulse withstand voltage | 6 kV conforming to IEC 60947-1 |
| Contact operation | Slow-break |
| Maximum resistance across terminals | 25 MOhm |
| Operating force | 10 N push-button 14 N emergency stop |
| Short-circuit protection | 10 A fuse protection by cartridge fuse type gG |
| Rated operational power in W | 40 W DC-13 for 1000000 cycles, operating rate <60 cyc/mn at 120 V, load factor = 0.5 (inductive load) conforming to IEC 60947-5-1 appendix C 48 W DC-13 for 1000000 cycles, operating rate <60 cyc/mn at 48 V, load factor = 0.5 (inductive load) conforming to IEC 60947-5-1 appendix C 65 W DC-13 for 1000000 cycles, operating rate <60 cyc/mn at 24 V, load factor = 0.5 (inductive load) conforming to IEC 60947-5-1 appendix C |
| Terminals description ISO n°1 | (13-14)NO |
| Terminals description ISO n°2 | (21-22)NC (31-32)NC (11-12)NC |
| Terminal identifier | (11-12)NC (13-14)NO |
| Net weight | 0.615 kg |

Packing Units

| | |
|------------------------------|-----------|
| Unit Type of Package 1 | PCE |
| Number of Units in Package 1 | 1 |
| Package 1 Height | 10.200 cm |
| Package 1 Width | 11.300 cm |
| Package 1 Length | 51.900 cm |
| Package 1 Weight | 676.000 g |
| Unit Type of Package 2 | S04 |
| Number of Units in Package 2 | 6 |
| Package 2 Height | 30.000 cm |
| Package 2 Width | 40.000 cm |
| Package 2 Length | 60.000 cm |
| Package 2 Weight | 4.836 kg |

Offer Sustainability

| | |
|----------------------------|--|
| Sustainable offer status | Green Premium product |
| REACH Regulation |  REACH Declaration |
| EU RoHS Directive | Pro-active compliance (Product out of EU RoHS legal scope) |
| Mercury free | Yes |
| China RoHS Regulation |  China RoHS Declaration |
| RoHS exemption information |  Yes |
| Environmental Disclosure |  Product Environmental Profile |
| Circularity Profile | No need of specific recycling operations |
| WEEE | The product must be disposed on European Union markets following specific waste collection and never end up in rubbish bins |
| California proposition 65 | WARNING: This product can expose you to chemicals including: Nickel compounds, which is known to the State of California to cause cancer, and Di-isodecyl phthalate (DIDP), which is known to the State of California to cause birth defects or other reproductive harm. For more information go to www.P65Warnings.ca.gov |

Contractual warranty

| | |
|----------|-----------|
| Warranty | 18 months |
|----------|-----------|