

XC1AC138

Limit switch, Limit switches XC Standard, XC1AC, offset roller lever, 1NC+1 NO, make before brake



Main

Range of Product	OsiSense XC
Series name	Special format
Product or Component Type	Limit switch
Product Specific Application	Materials handling
Device short name	XC1AC
Sensor design	-
Body type	Fixed
Head type	Plunger head
Material	Metal
Fixing Mode	By the body
Movement of operating head	Linear
Type of operator	Spring return roller lever metal offset
Switch actuation	By 30° cam
Type of approach	Lateral approach, 2 directions
Electrical connection	Screw-clamp terminals 1 x 0.5...1 x 2.5 mm²
Cable entry	3 entries tapped for Pg 13.5 cable gland 0.35...0.47 in (9...12 mm)
Number of poles	2
Contacts type and composition	1 NC + 1 NO
Contact operation	Slow-break, make before break
Number of steps	1
Positive opening	Without
Minimum force for tripping	23 N

Complementary

Contacts insulation form	Zb
Maximum actuation speed	1.64 ft/s (0.5 m/s)
[Ithe] conventional enclosed thermal current	10 A
[Ui] rated insulation voltage	500 V ACIEC 60947-5-1 500 V ACNF C 20-040 600 V DCIEC 60947-5-1 600 V DCNF C 20-040 600 V ACCSA C22.2 No 14 600 V DCCSA C22.2 No 14
Maximum resistance across terminals	8 mOhm
Short-circuit protection	10 A cartridge fuse gG

Electrical durability	1000000 Cycles, AC-15 50/60 Hz, inductive, 110 V, 900 VA 60 cyc/mn 0.5 IEC 60947-5-1 appendix C 1000000 Cycles, AC-15 50/60 Hz, inductive, 230 V, 1900 VA 60 cyc/mn 0.5 IEC 60947-5-1 appendix C 1000000 Cycles, AC-15 50/60 Hz, inductive, 48 V, 450 VA 60 cyc/mn 0.5 IEC 60947-5-1 appendix C 1000000 Cycles, DC-13, inductive, 110 V, 100 W 60 cyc/mn 0.5 IEC 60947-5-1 appendix C 1000000 Cycles, DC-13, inductive, 230 V, 95 W 60 cyc/mn 0.5 IEC 60947-5-1 appendix C 1000000 Cycles, DC-13, inductive, 48 V, 100 W 60 cyc/mn 0.5 IEC 60947-5-1 appendix C 3000000 Cycles, AC-15 50/60 Hz, inductive, 110 V, 350 VA 60 cyc/mn 0.5 IEC 60947-5-1 appendix C 3000000 Cycles, AC-15 50/60 Hz, inductive, 230 V, 430 VA 60 cyc/mn 0.5 IEC 60947-5-1 appendix C 3000000 Cycles, AC-15 50/60 Hz, inductive, 48 V, 170 VA 60 cyc/mn 0.5 IEC 60947-5-1 appendix C 3000000 Cycles, DC-13, inductive, 110 V, 40 W 60 cyc/mn 0.5 IEC 60947-5-1 appendix C 3000000 Cycles, DC-13, inductive, 230 V, 33 W 60 cyc/mn 0.5 IEC 60947-5-1 appendix C 3000000 cycles, DC-13, inductive, 48 V, 35 W 60 cyc/mn 0.5 IEC 60947-5-1 appendix C
Mechanical durability	10000000 cycles
Width	3.03 in (77 mm)
Height	5.12 in (130 mm)
Depth	1.73 in (44 mm)
Net Weight	1.17 lb(US) (0.53 kg)
Terminals description ISO n°1	(23-24)NO (13-14)NO

Environment

Shock resistance	95 gn 11 ms IEC 60068-2-27
Vibration resistance	9 gn 10...500 Hz)IEC 60068-2-6
IP degree of protection	IP65 conforming to IEC 60529 IP65 conforming to NF C 20-010
Electrical shock protection class	Class I IEC 61140 Class I NF C 20-030
Ambient Air Temperature for Operation	-13...158 °F (-25...70 °C)
Ambient Air Temperature for Storage	-40...158 °F (-40...70 °C)
Protective treatment	TC
Operating position	Any position
Product Certifications	CSA
Standards	VDE 0660-200 EN 60947-5-1 IEC 60947-5-1 CSA C22.2 No 14 IEC 60337-1

Ordering and shipping details

Category	22449-LIMIT SWITCHES,ACCESSORIES
Discount Schedule	T
GTIN	3389110314922
Returnability	No
Country of origin	FR

Packing Units

Unit Type of Package 1	PCE
Number of Units in Package 1	1
Package 1 Height	2.17 in (5.5 cm)
Package 1 Width	3.35 in (8.5 cm)
Package 1 Length	6.10 in (15.5 cm)
Package 1 Weight	22.33 oz (633 g)

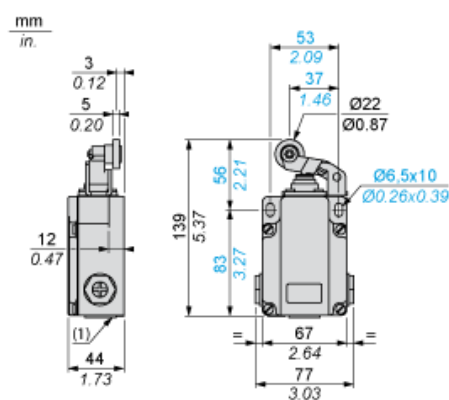
Offer Sustainability

California proposition 65	WARNING: This product can expose you to chemicals including: Diisononyl phthalate (DINP), which is known to the State of California to cause cancer, and Di-isodecyl phthalate (DIDP), which is known to the State of California to cause birth defects or other reproductive harm. For more information go to www.P65Warnings.ca.gov
Circularity Profile	No need of specific recycling operations
For all Reach Rohs enquiries contact us at	sustainability@tesensors.com

Contractual warranty

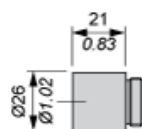
Warranty	18 months
----------	-----------

Dimensions



(1) 3 tapped entries for Pg 13.5 cable gland

Adaptator Dimensions for ISO M20 x 1.5



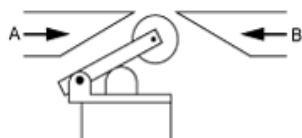
Wiring Diagram

2-pole NO + NC Make Before Break



Characteristics of Actuation

Switch Actuation by 30° Cam



Functionnal Diagram

