

XC2JC163

Limit switch, Limit switches XC Standard, XC2 J, metal side plunger, 1 C/O



Main

Range of Product	OsiSense XC
Series name	Special format
Product or Component Type	Limit switch
Product Specific Application	For severe applications
Device short name	XC2J
Body type	Fixed
Head type	Plunger head
Material	Metal
Movement of operating head	Linear
Type of operator	Side plunger metal
Switch actuation	On end
Type of approach	Lateral approach, 1 direction
Number of poles	1
Contact operation	Snap action
Minimum force for tripping	26 N
Maximum actuation speed	1.64 ft/s (0.5 m/s)
Repeat accuracy	0.01 mm with 1 million operating cycles

Complementary

Fixing Mode	By the body
Electrical connection	Screw-clamp terminals 1 x 0.5...2 x 2.5 mm ²
Cable entry	1 entry incorporating cable gland 0.24...0.53 in (6...13.5 mm)
Contacts insulation form	Za
Contacts material	Silver plated contacts
Positive opening	Without
Minimum actuation speed	0.001 m/min
Contact code designation	A300, AC-15 (Ue = 240 V), Ie = 3 A 10 A EN/IEC 60947-5-1 Q300, DC-13 (Ue = 250 V), Ie = 0.27 A EN/IEC 60947-5-1
[Ui] rated insulation voltage	500 VIEC 60947-5-1 500 VNF C 20-040 group C 300 VCSA C22.2 No 14
Maximum resistance across terminals	25 MOhm IEC 60255-7 category 3 25 MOhm NF C 93-050 method A
Short-circuit protection	10 A cartridge fuse gG
Electrical durability	5000000 Cycles, DC-13, 120 V, 4 W 3600 cyc/h 0.5 IEC 60947-5-1 appendix C 5000000 Cycles, DC-13, 24 V, 10 W 3600 cyc/h 0.5 IEC 60947-5-1 appendix C 5000000 cycles, DC-13, 48 V, 7 W 3600 cyc/h 0.5 IEC 60947-5-1 appendix C
Mechanical durability	30000000 cycles
Width	1.57 in (40 mm)
Height	4.41 in (112 mm)
Depth	1.61 in (41 mm)
Net Weight	1.32 lb(US) (0.6 kg)
Terminals description ISO n°1	(13-14-11-12)OF

Environment

Shock resistance	25 gn 18 ms IEC 60068-2-27
Vibration resistance	10 gn 10...500 Hz)IEC 60068-2-6
IP degree of protection	IP65 conforming to IEC 60529 IP657 conforming to NF C 20-010
IK degree of protection	IK08
Electrical shock protection class	Class I IEC 60536 Class I NF C 20-030
Ambient Air Temperature for Operation	-13...158 °F (-25...70 °C)
Ambient Air Temperature for Storage	-40...158 °F (-40...70 °C)
Protective treatment	TC
Product Certifications	CSA[RETURN]NEMKO[RETURN]DEMKO
Standards	EN/IEC 60947-5-1 IEC 60337-1 UL 508 VDE 0660-200 CSA C22.2 No 14

Ordering and shipping details

Category	22449-LIMIT SWITCHES,ACCESSORIES
Discount Schedule	T
GTIN	3389110606836
Returnability	No

Packing Units

Unit Type of Package 1	PCE
Number of Units in Package 1	1
Package 1 Height	2.76 in (7.000 cm)
Package 1 Width	1.77 in (4.500 cm)
Package 1 Length	5.71 in (14.500 cm)
Package 1 Weight	22.29 oz (632.000 g)
Unit Type of Package 2	S01
Number of Units in Package 2	7
Package 2 Height	5.91 in (15 cm)
Package 2 Width	5.91 in (15 cm)
Package 2 Length	15.75 in (40 cm)
Package 2 Weight	10.23 lb(US) (4.642 kg)

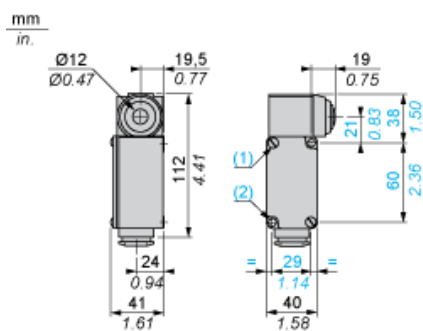
Offer Sustainability

Sustainable offer status	Green Premium product
California proposition 65	WARNING: This product can expose you to chemicals including: Diisononyl phthalate (DINP), which is known to the State of California to cause cancer, and Di-isodecyl phthalate (DIDP), which is known to the State of California to cause birth defects or other reproductive harm. For more information go to www.P65Warnings.ca.gov
Circularity Profile	No need of specific recycling operations
For all Reach Rohs enquiries contact us at	sustainability@tesensors.com

Contractual warranty

Warranty	18 months
----------	-----------

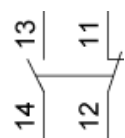
Dimensions



- (1) Fixing from the rear: by 2 M5 screws. Depth of thread on switch: 10 mm.
(2) Fixing from the front via 2 holes Ø 5.5.

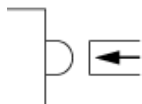
Wiring Diagram

Single-pole CO Snap Action

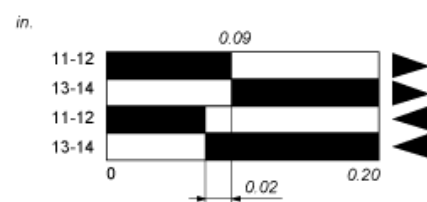


Characteristics of Actuation

Switch Actuation on End



Functionnal Diagram



- (1) Closed
- (2) Open
- (3) Tripping
- (4) Resetting

- (1) Closed
- (2) Open
- (3) Tripping
- (4) Resetting