

XCNT2739G11

limit switch XCNT - thermoplastic roller lever
Ø50 mm - 2NC - slow - Pg11



Main

Range of Product	Telemecanique Limit switches XC Standard
Series name	Standard format
Product or Component Type	Limit switch
Device short name	XCNT
Sensor design	Compact
Body type	Fixed
Head type	Rotary head
Material	Plastic
Body material	Plastic
Head material	Plastic
Fixing Mode	By the body
Movement of operating head	Rotary
Type of operator	Spring return roller lever thermoplastic roller diameter 50 mm
Type of approach	Lateral approach, 2 directions
Cable entry	2 entries tapped for Pg 11 cable gland
Number of poles	2
Contacts type and composition	2 NC
Contact operation	Slow-break, simultaneous

Complementary

Switch actuation	By 30° cam
Electrical connection	Screw-clamp open terminals 1 x 0.34...2 x 1.5 mm²
Contacts insulation form	Zb
Positive opening	With
Positive opening minimum torque	1.33 lbf.in (0.15 N.m)
Minimum torque for tripping	0.89 lbf.in (0.1 N.m)
Maximum actuation speed	4.92 ft/s (1.5 m/s)
Contact code designation	A300, AC-15 (Ue = 240 V), Ie = 3 A 10 A EN/IEC 60947-5-1 appendix A R300, DC-13 (Ue = 250 V), Ie = 0.1 A EN/IEC 60947-5-1 appendix A
[Ui] rated insulation voltage	300 VUL 508 500 V 3)IEC 60947-1 300 VCSA C22.2 No 14
[Uimp] rated impulse withstand voltage	6 KV IEC 60664 6 kV IEC 60947-1
Short-circuit protection	10 A cartridge fuse gG
Mechanical durability	10000000 cycles
Width	2.31 in (58.8 mm)
Height	4.73 in (120.1 mm)

Environment

Shock resistance	15 gn 11 ms IEC 60068-2-27
Vibration resistance	15 gn 10...500 Hz)IEC 60068-2-6
IP degree of protection	IP65 conforming to IEC 60529
IK degree of protection	IK04 conforming to EN 50102
Electrical shock protection class	Class II IEC 61140 Class II NF C 20-030
Ambient air temperature for operation	-13...158 °F (-25...70 °C)
Ambient Air Temperature for Storage	-40...158 °F (-40...70 °C)
Protective treatment	TC
Product Certifications	CCC[RETURN]UL[RETURN]CSA
Standards	EN/IEC 60947-5-1 CSA C22.2 No 14 UL 508 EN/IEC 60204-1

Ordering and shipping details

Category	22435-LIMIT SWITCHES,TYPE XCM
Discount Schedule	T
GTIN	03389119047579
Returnability	No
Country of origin	ID

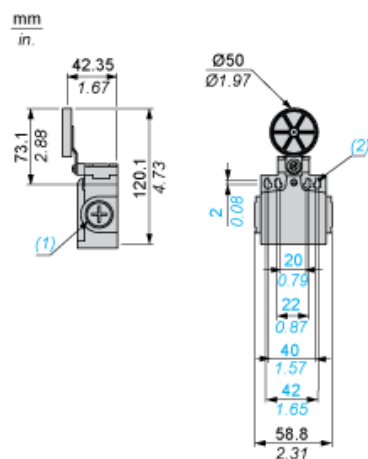
Packing Units

Unit Type of Package 1	PCE
Number of Units in Package 1	1

Contractual warranty

Warranty	18 months
----------	-----------

Dimensions



- (1) 2 tapped entry for Pg 11 cable gland
- (2) Ø: 4 elongated holes Ø 4.3 x 6.3

Mounting with Cable Entry

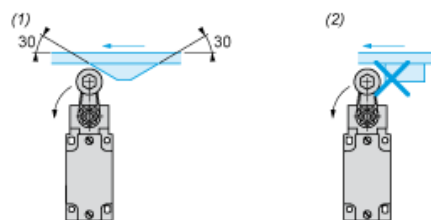
Position of Cable Gland



- (1) Recommended
- (2) To be avoided

Mounting with Rotary Heads and Levers

Type of Cam



- (1) Recommended
- (2) To be avoided

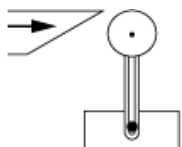
Wiring Diagram

2-pole NC + NC Simultaneous, Slow Break

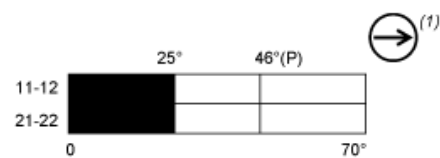


Characteristics of Actuation

Switch Actuation by 30° Cam



Functionnal Diagram



■ (2)

□ (3)

- (P) Positive opening point
(1) NC contact with positive opening operation
(2) Closed
(3) Open