

# XMLA002B2C11

pressure switch XMLA 2.5 bar - fixed scale 1  
threshold - 1 C/O



## Main

Range of product	Telemecanique Pressure sensors XM
Product or component type	Electromechanical pressure sensor
Pressure sensor type	Electromechanical pressure sensor
Device short name	XMLA
Pressure rating	2.5 bar
Controlled fluid	Air (0...160 °C) Fresh water (0...160 °C) Hydraulic oil (0...160 °C)
Fluid connection type	G 1/4 (female) conforming to ISO 228
Electrical connection	1 male connector EN 175301-803-A (ex DIN43650), 4 pins
Contacts type and composition	1 C/O
Product specific application	-
Pressure switch type of operation	Detection of 1 single threshold
Electrical circuit type	Control circuit
Scale type	Fixed differential
Local display	With
Adjustable range of switching point on rising pressure	0.15...2.5 bar
Adjustable range of switching point on falling pressure	0.02...2.37 bar
Maximum permissible accidental pressure	9 bar
Destruction pressure	18 bar
Pressure actuator	Diaphragm
Materials in contact with fluid	Steel FPM, FKM
Enclosure material	Zinc alloy
[In] rated current	3 A, B300, AC-15 (Ue = 120 V) conforming to IEC 60947-5-1 1.5 A, B300, AC-15 (Ue = 240 V) conforming to IEC 60947-5-1 0.1 A, R300, DC-13 (Ue = 250 V) conforming to IEC 60947-5-1

## Complementary

Natural differential at low setting	0.13 bar (+/- 0.03 bar)
Natural differential at high setting	0.13 bar (+/- 0.03 bar)
Maximum permissible pressure - per cycle	5 bar
Maximum operating rate	120 cyc/mn
Repeat accuracy	2 %
[Ui] rated insulation voltage	300 V conforming to UL 508 500 V conforming to IEC 60947-1 300 V conforming to CSA C22.2 No 14
[Uimp] rated impulse withstand voltage	6 kV conforming to IEC 60947-1
Auxiliary contacts operation	Snap action
Contacts material	Silver contacts

Maximum resistance across terminals	25 MOhm conforming to IEC 255-7 category 3 25 mOhm conforming to NF C 93-050 method A
Short-circuit protection	10 A cartridge fuse, type gG (gl)
Mechanical durability	8000000 cycles
Setting	External
Height	158 mm
Depth	77.5 mm
Width	35 mm
Net weight	1.01 kg

## Environment

Standards	CE CSA C22.2 No 14 IEC 60947-5-1 UL 508
Product certifications	UL[RETURN]LROS (Lloyds register of shipping) [RETURN]CSA[RETURN]CCC[RETURN]BV
Protective treatment	TC standard version
Ambient air temperature for operation	-25...70 °C
Ambient air temperature for storage	-40...70 °C
Operating position	Any position
Vibration resistance	4 gn conforming to IEC 60068-2-6 (f = 30...500 Hz)
Shock resistance	50 gn conforming to IEC 60068-2-27
Electrical shock protection class	Class I conforming to IEC 1140 Class I conforming to IEC 536 Class I conforming to NF C 20-030
IP degree of protection	IP65 conforming to IEC 60529

## Packing Units

Unit Type of Package 1	PCE
Number of Units in Package 1	1

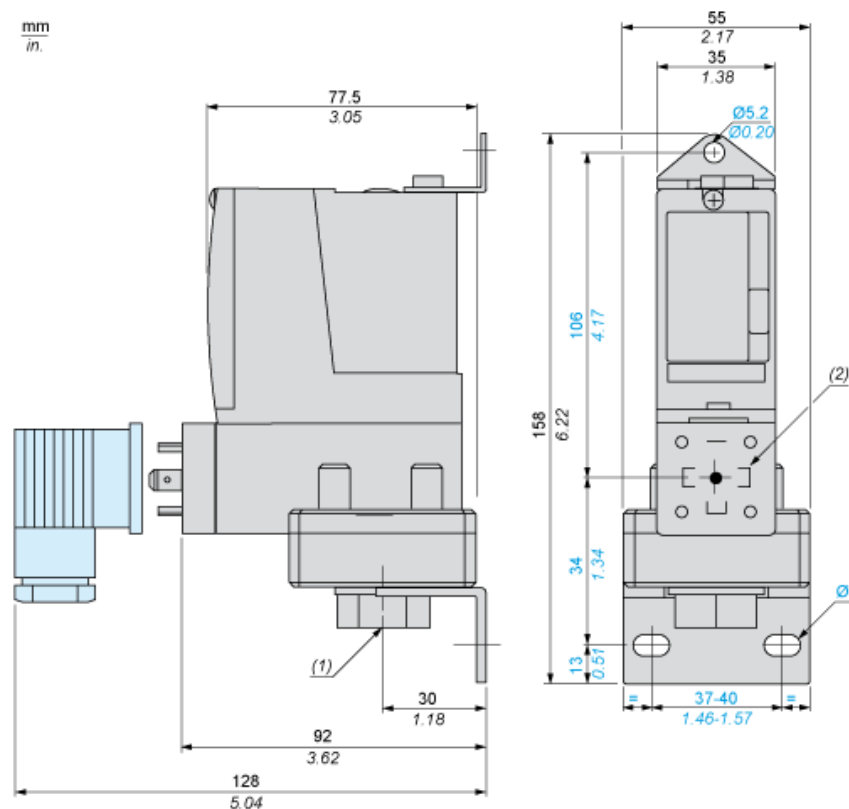
## Offer Sustainability

Sustainable offer status	Green Premium product
California proposition 65	WARNING: This product can expose you to chemicals including: Diisononyl phthalate (DINP), which is known to the State of California to cause cancer, and Di-isodecyl phthalate (DIDP), which is known to the State of California to cause birth defects or other reproductive harm. For more information go to <a href="http://www.P65Warnings.ca.gov">www.P65Warnings.ca.gov</a>
For all Reach Rohs enquiries contact us at	<a href="mailto:sustainability@tesensors.com">sustainability@tesensors.com</a>

## Contractual warranty

Warranty	18 months
----------	-----------

## Dimensions



(1) 1 fluid entry, tapped G1/4 (BSP female)

(2) EN 175301-803-A connector

Ø : 2 elongated holes Ø 10.2 x 5.2

---

## Wiring Diagram

---

### Terminal Model



---

## Wiring Diagram

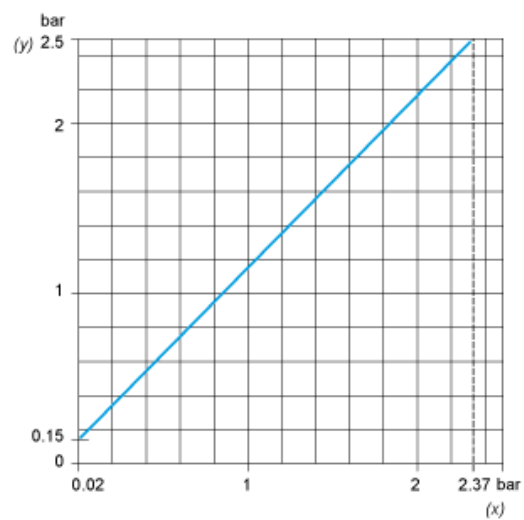
---

### Vacuum Switch Connector Pin View

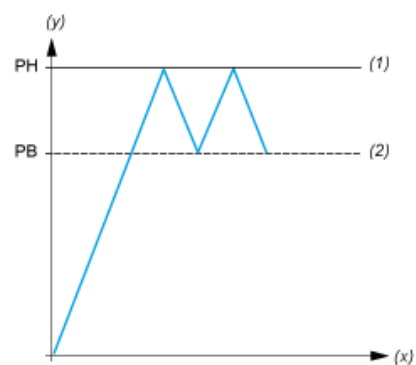


- (1) 11 and 13
- (2) 12
- (3) 14

## Operating Curves



(y) Rising pressure  
(x) Falling pressure



(y) Pressure  
(x) Time  
(1) Adjustable value  
(2) Non adjustable value  
PH : High point  
PB : Below point