


XMLBM03R2S12EX

vacuum switch XMLB - 200 mbar - adjustable
scale 2 thresholds - 1 C/O



Main

Range of product	Telemecanique Pressure sensors XM
Pressure sensor type	Electromechanical vacuum sensor
Product specific application	ATEX D
Pressure sensor name	XMLB
Electrical circuit type	Control circuit
Pressure switch type of operation	Regulation between 2 thresholds
Scale type	Adjustable differential
Pressure rating	0.2 bar
Local display	With
Fluid connection type	G 1/4 (female) conforming to ISO 228
Adjustable range of switching point on falling pressure	-0.2...-0.02 bar
Adjustable range of switching point on rising pressure	-0.182...-0.002 bar
Possible differential maximum at high setting	0.18 bar
Maximum permissible accidental pressure	2 bar
Destruction pressure	3.5 bar
Pressure actuator	Diaphragm
Controlled fluid	Air (0...70 °C) Hydraulic oil (0...70 °C)
Materials in contact with fluid	Steel FPM, FKM Stainless steel
Enclosure material	Zinc alloy

Complementary

Maximum permissible pressure - per cycle	1 bar
Cable entry number	1 tapped entry for M20 x 1.5 cable gland (included)
Terminal block type	4 terminals
Repeat accuracy	2 %
Auxiliary contacts operation	Snap action
Contacts material	Silver contacts
Mechanical durability	3000000 cycles
Setting	External
Terminals description ISO n°1	(13-14-11-12)OF
Height	145 mm
Depth	155.5 mm
Width	150 mm

Environment

Standards	EN/IEC 60079-0 EN/IEC 60079-31
Directives	2014/34/EU - ATEX directive
Product certifications	INERIS 04ATEX0058[RETURN]IEC-Ex INE 17.0019
Marking	II2 D-Ex tb IIIC T85°C Db IP66
Protective treatment	TC
Ambient air temperature for operation	-20...60 °C
Operating position	Any position

Packing Units

Unit Type of Package 1	PCE
Number of Units in Package 1	1
Package 1 Height	15.4 cm
Package 1 Width	15.5 cm
Package 1 Length	15.5 cm
Package 1 Weight	3.9 kg

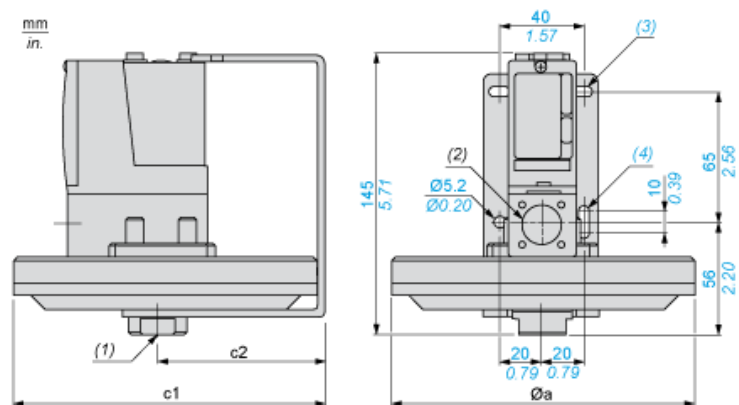
Offer Sustainability

Sustainable offer status	Green Premium product
Circularity Profile	No need of specific recycling operations
California proposition 65	WARNING: This product can expose you to chemicals including: Diisononyl phthalate (DINP), which is known to the State of California to cause cancer, and Di-isodecyl phthalate (DIDP), which is known to the State of California to cause birth defects or other reproductive harm. For more information go to www.P65Warnings.ca.gov
For all Reach Rohs enquiries contact us at	sustainability@tesensors.com

Contractual warranty

Warranty	18 months
----------	-----------

Dimensions



Ø a = 150

c1 = 155.5

c2 = 80.5

(1) 1 fluid entry, tapped G1/4 (BSP female)

(2) 1 electrical connections entry, tapped M20 x 1.5

(3) 2 elongated holes Ø 10.2 x 5.2

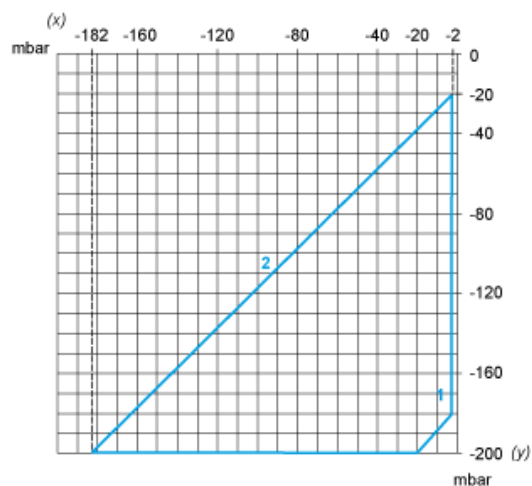
(4) 1 elongated hole Ø 15.2 x 5.2

Wiring Diagram

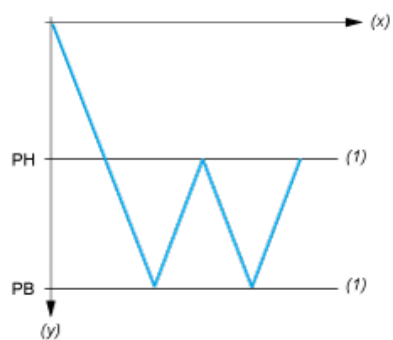
Terminal Model



Operating Curves



- (x) Rising pressure
- (y) Falling pressure
- 1 : Maximum differential
- 2 : Minimum differential



- (x) Time
- (y) Vacuum
- (1) Adjustable value
- PH : High point
- PB : Below point