



Main

| | |
|-------------------------------|---|
| Range of product | Telemecanique Ultrasonic sensors XX |
| Sensor type | Ultrasonic sensor |
| Series name | General purpose |
| Sensor name | XXV |
| Sensor design | Cylindrical M18 |
| Detection system | Diffuse |
| [Sn] nominal sensing distance | 0.05 m fixed |
| Material | Metal |
| Type of output signal | Discrete |
| Discrete output function | 1 NO |
| Wiring technique | 3-wire |
| Discrete output type | PNP |
| [Us] rated supply voltage | 12...24 V DC with reverse polarity protection |
| Electrical connection | Cable, 2 m cable length |
| [Sd] sensing range | 0.003...0.05 m |
| Beam angle | 10 ° |
| IP degree of protection | IP67 conforming to IEC 60529 |

Complementary

| | |
|---|---|
| Enclosure material | Brass |
| Front material | Epoxy |
| Thread type | M18 x 1 |
| Supply voltage limits | 10...36 V DC |
| [Sa] assured operating distance | 0.003...0.05 m |
| Maximum differential travel | 3 mm |
| Blind zone | 0...3 mm |
| Transmission frequency | 360 kHz |
| Repeat accuracy | 1.5 % |
| Deviation angle from 90° of object to be detected | -8...8 ° |
| Minimum size of detected object | Cylinder diameter 2 mm at 0.02 m |
| Status LED | Output state: 1 LED (yellow) |
| Current consumption | 15 mA |
| Maximum switching current | 200 mA with overload and short-circuit protection |
| Maximum voltage drop | 2 V |
| Switching frequency | <= 80 Hz |
| Maximum delay first up | 5 ms |
| Maximum delay response | 4 ms |
| Maximum delay recovery | 4 ms |
| Marking | CE |
| Threaded length | 51 mm |
| Height | 18 mm |
| Width | 18 mm |
| Depth | 65 mm |
| Net weight | 0.11 kg |

Environment

| | |
|---------------------------------------|--|
| Standards | IEC 60947-5-2 |
| Product certifications | cULus |
| Ambient air temperature for operation | 0...60 °C |
| Ambient air temperature for storage | -40...80 °C |
| Vibration resistance | +/- 2 mm conforming to IEC 60068-2-6 (f = 10...55 Hz) |
| Shock resistance | 50 gn in all 3 axes for 11 ms conforming to IEC 60068-2-27 |
| Resistance to electrostatic discharge | 8 kV level 4 conforming to IEC 61000-4-2 |
| Resistance to electromagnetic fields | 10 V/m level 3 conforming to IEC 61000-4-3 |
| Resistance to fast transients | 1 kV level 3 conforming to IEC 61000-4-4 |

Packing Units

| | |
|------------------------------|-----------|
| Unit Type of Package 1 | PCE |
| Number of Units in Package 1 | 1 |
| Package 1 Height | 4.064 cm |
| Package 1 Width | 9.398 cm |
| Package 1 Length | 13.208 cm |
| Package 1 Weight | 127.006 g |

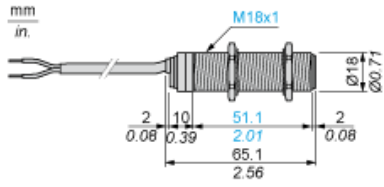
Offer Sustainability

| | |
|----------------------------|---|
| Sustainable offer status | Green Premium product |
| REACH Regulation | REACH Declaration |
| EU RoHS Directive | Pro-active compliance (Product out of EU RoHS legal scope) EU RoHS Declaration |
| Mercury free | Yes |
| RoHS exemption information | Yes |
| Environmental Disclosure | Product Environmental Profile |
| Circularity Profile | End of Life Information |
| California proposition 65 | WARNING: This product can expose you to chemicals including: Diisononyl phthalate (DINP), which is known to the State of California to cause cancer, and Di-isodecyl phthalate (DIDP), which is known to the State of California to cause birth defects or other reproductive harm. For more information go to www.P65Warnings.ca.gov |

Contractual warranty

| | |
|----------|-----------|
| Warranty | 18 months |
|----------|-----------|

Dimensions

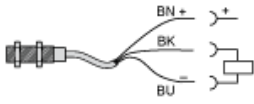


Minimum Mounting Distances



- e(1) 25 mm
- >
- e(2) 700 mm
- >
- e(3) 60 mm
- >

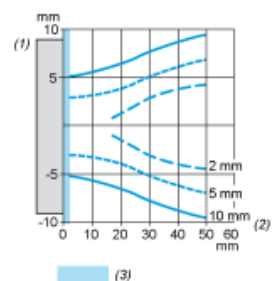
Wiring Diagram



BN Brown
BU Blue
BK Black

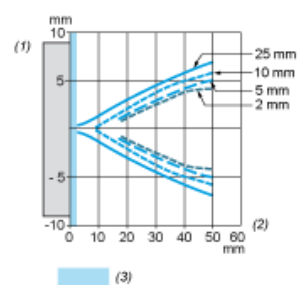
Curves

Square Object



- (1) Parallel movement
- (2) Distance
- (3) Blind zone for diffuse sensors.

Cylindrical Object



- (1) Parallel movement
- (2) Distance
- (3) Blind zone for diffuse sensors.